Exclusive $\pi^+\pi^-$ and $\rho(770)$ Meson Photoproduction at HERA

Overview

- measurement of $\pi^+\pi^-$ photoproduction at HERA
- modelling of the $m_{\pi\pi}$ spectrum
- extraction of $\rho(770)$ cross sections w/ kinematic dependences
- extraction of the leading Regge trajectory

- Eur.Phys.J.C 80 (2020) 12, 1189

Arthur Bolz (DESY)
for the H1 Collaboration

DIS 2021 | Virtual @ Stony Brook
April 12-16, 2021

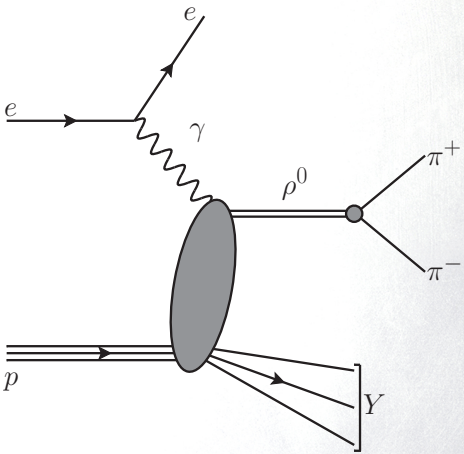

Vector Meson Photoproduction

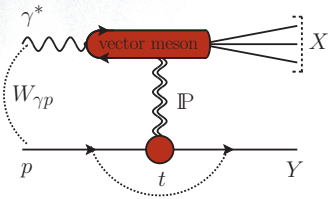

- $\gamma \to q\bar{q}$ fluctuations $\to$ bound states
- $J^{PC}(\gamma) = 1^{--}$ $\to$ vector mesons $(\rho^0, \omega, \phi, \dots)$
- long lifetime $\to$ strong interaction: $\sigma(\gamma \text{ had}) \sim \sigma(\text{had had})$

Soft diffraction

- color singlet exchange:
  - $\to$ Regge picture: low-erg. $\mathbb{R}$egeons, high-erg. $\mathbb{P}$omeron
  - $\to$ experimental: large rapidity gaps (e.g. between X and Y)
- cross section cms energy dependence: $\sigma(W_{\gamma p}) \sim W_{\gamma p}{}^{\delta}$
  - $\to$ related to Regge trajectories: $\delta(t) = 4(\alpha_{\mathbb{P}}(t) - 1)$
- momentum transfer at p-vertex t: $d\sigma/dt(t) \sim e^{-b|t|}$

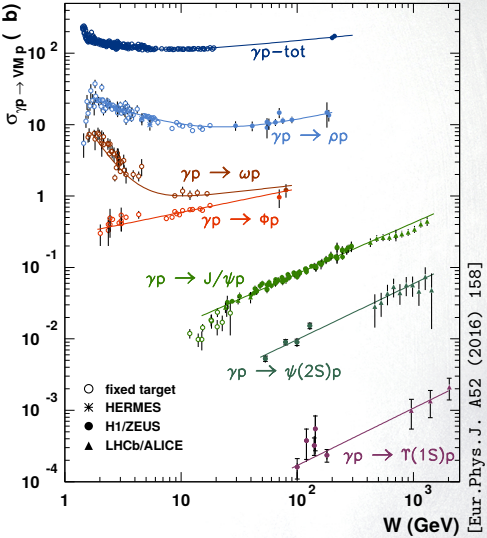

$\to$ HERA: $20 \lesssim W_{\gamma p} \lesssim 300$ GeV $\leftarrow$

HERA $e^{\pm}p$ Collider at DESY

HERA:

- world's only ep collider
- $E_e = 27.6$ GeV, max $E_p = 920$ GeV
- max $\sqrt{s} = 319$ GeV
- e^+p and e^-p data
- $\mathcal{L}_{int} \sim 0.5$ fb^{-1} per experiment
  + datasets at $\sqrt{s} = 225$ and 252 GeV

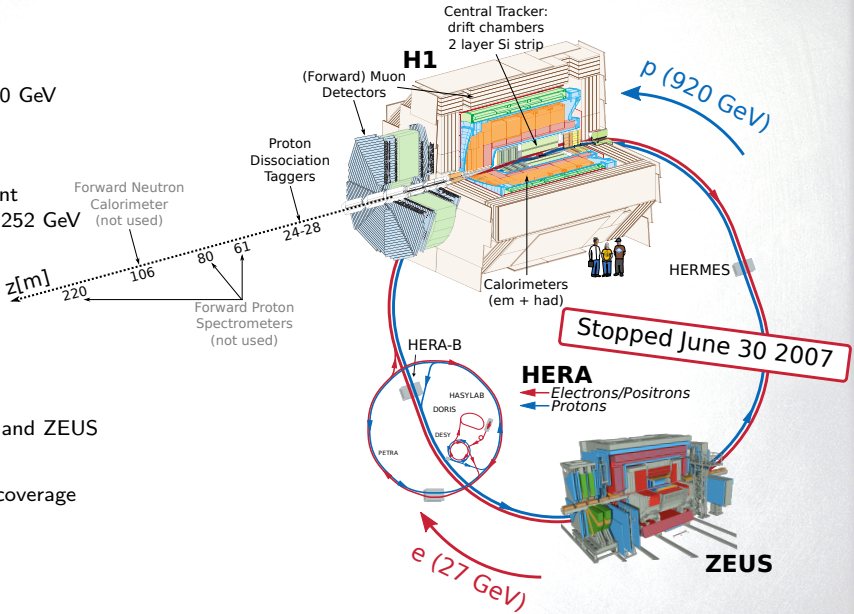

Detectors

- two collider experiments: H1 and ZEUS
- multi-purpose detectors
- $\sim 4\pi$ calorimeter (em&had) coverage
- tracking in central region
- forward detectors

Diffractive $\rho^0 \to \pi^+\pi^-$ Photoproduction at HERA

- **electro- $\to$ photoproduction**
  $Q^2 = -q^2 \to 0$ GeV^2 with quasi-real γ

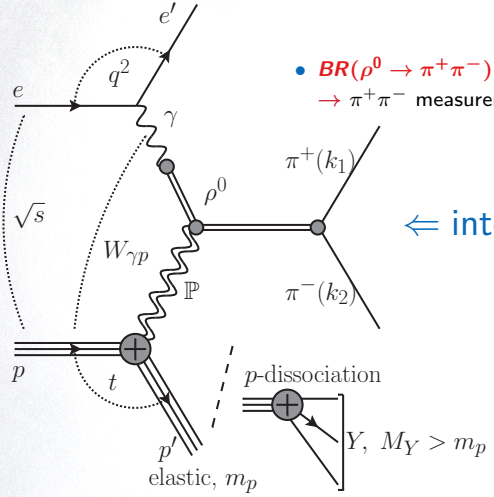

- ***BR*($\rho^0 \to \pi^+\pi^-$) $\sim$ 100%**
  $\to \pi^+\pi^-$ measurement

$\Leftarrow$ interference $\Rightarrow$

- **other contributions to $\pi^+\pi^-$**
  γ, $\mathbb{R}$ exchange, other vector mesons,
  non-resonant $\pi^+\pi^-$, ...

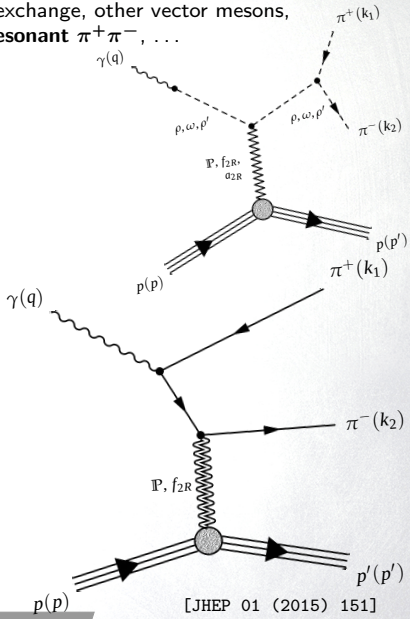

[JHEP 01 (2015) 151]

- **elastic scattering** vs **proton dissociating**
  dissociation: $p'^2 = M_Y^2 > m_p^2 \to$ dominates at large $|t|$

$\pi^+\pi^-$ Photoproduction in H1

Event topology

- photoproduction: e' undetected ($Q^2 \lesssim 2.5$ GeV^2)
- diffractive scattering: p' in very forward direction
- two oppositely charged, central, back-2-back tracks
- $p_T \lesssim 1$ GeV: often no signal in calo

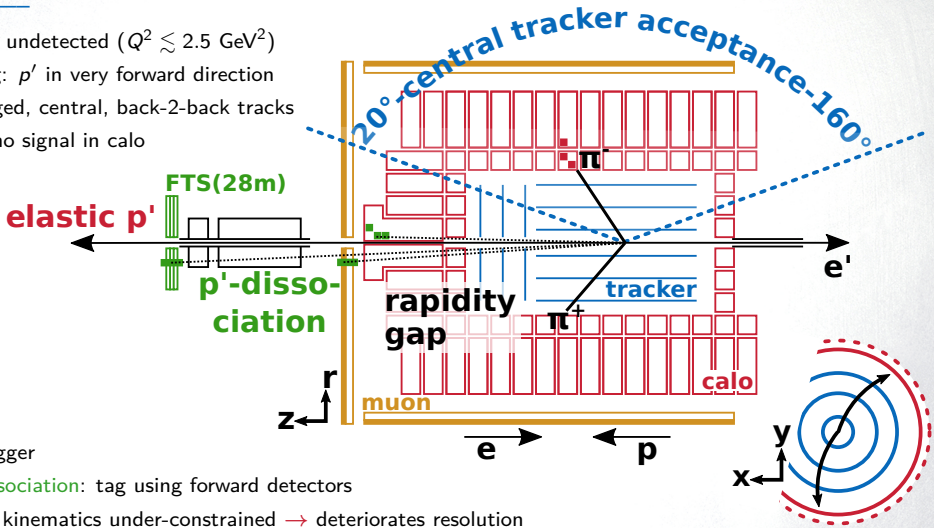

Challenges

- trigger: L1 track trigger
- elastic vs proton-dissociation: tag using forward detectors
- $Q^2 > 0$, $M_Y \neq m_p$: kinematics under-constrained $\rightarrow$ deteriorates resolution
- tracker acceptance: many (small) backgrounds

Data Set - MC Modelling

- $\sqrt{s} = 319$ GeV 2006/2007 positron data set
- $\mathcal{L} \simeq 1.3$ pb^{-1} (downscaled trigger)
- $\sim 9 \cdot 10^5$ selected $\pi^+\pi^-$ events

$m_{\pi\pi}$

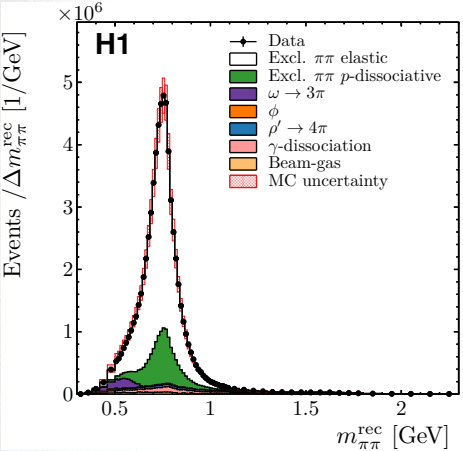

Modelling by DIFFVM MC

- **$\pi^+\pi^-$ signal:** elastic & proton-dissociative
  → tuned to data in $W_{\gamma p}$, $m_{\pi\pi}$, t
  → models also ω, ρ', non-resonant → $\pi^+\pi^-$ contributions

- **backgrounds:**
  → $\omega \to \pi^+\pi^-\pi^0$
  → $\phi \to K^+K^-$, $K_S K_L$, $\pi^+\pi^-\pi^0$, $\rho\pi$, $\eta\gamma$
  → $\rho' \to \rho\pi\pi$, $\pi\pi\pi\pi$
  → γ-dissociation → hadrons via JETSET

- **proton-dissociation:**
  → $\mathrm{d}\sigma^{\gamma p}/\mathrm{d}M_Y^2 \propto (1/M_Y^2)^\delta \otimes$ measured resonance structure
  → $M_Y < 1.9$ GeV : N^* resonance with measured decay channels
  $M_Y > 1.9$ GeV : $\rho' \to$ hadrons via JETSET

$\pi^+\pi^-$ Cross Section Determination

Unfolding particle-level cross sections:

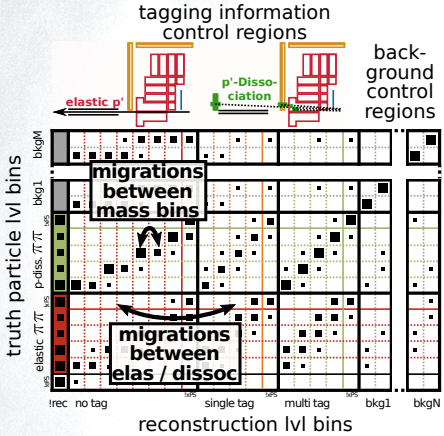

- subtract backgrounds
- correct signal for detector efficiency and resolution
- **separate elastic from dissociative contributions**
- regularized template fit using TUnfold

Reduced fiducial phasespace

0.5 GeV	$<$	$m_{\pi\pi}$	< 2.2	GeV
20 GeV	$<$	$W_{\gamma p}$	< 80	GeV
		$\lvert t \rvert$	< 1.5	GeV^2
		Q^2	< 2.5	GeV^2
elastic:				
		M_Y	$= m_p$	GeV
p-dissociative:				
m_p	$<$	M_Y	< 10	GeV

Photoproduction cross section

$$\frac{\mathrm{d}^2\sigma(\gamma p \to \pi^+\pi^- Y)}{\mathrm{d}m_{\pi\pi}\mathrm{d}t}(m_{\pi\pi}, t;\ W_{\gamma p}) = \frac{N_{\mathrm{unf}}(\gamma^* p \to \pi^+\pi^- Y)}{\Delta m_{\pi\pi}\ \Delta t\ \mathcal{L}_{\mathrm{int}}\ \Phi^{\mathrm{eff}}_{\gamma/e}}$$

- effective flux $\Phi^{\mathrm{eff}}_{\gamma/e}$ correction: $\boldsymbol{Q^2 < 2.5\ \mathrm{GeV}^2 \to Q^2 = 0}$
- Weizsäcker-Williams and VDM approach

Differential Cross Section $d\sigma(\gamma p \to \pi^+\pi^- Y)/dm_{\pi\pi}$ vs $m_{\pi\pi}$

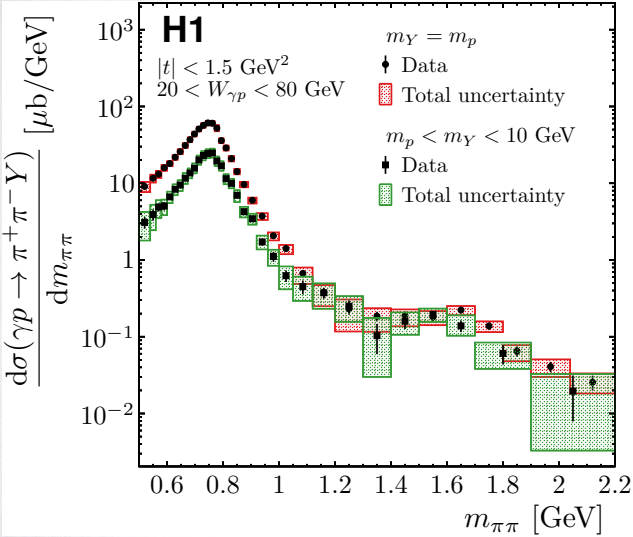

Fiducial cross section:

	σ[μb]	stat.[μb]	syst. [μb]
$m_Y = m_p$	11.52	± 0.06	$^{+0.76}_{-0.78}$
$m_p < m_Y < 10$ GeV	4.68	± 0.06	$^{+0.62}_{-0.64}$

systematic uncertainties:

	Rel. σ uncertainty [%]	
Source of uncertainty	$m_Y = m_p$	$m_p < m_Y < 10$ GeV
Statistical	0.5	1.2
Trigger	4.1	5.3
Tracking	1.4	1.3
Momentum scale	0.1	0.1
Calorimeter	1.5	7.3
Tagging	2.0	8.4
Normalisation	3.9	3.9
MC model (m_Y, Q^2, bgr.)	2.0	2.7
MC model ($m_{\pi\pi}$, $W_{\gamma p}$, t)	0.1	0.4
Total	6.6	13.3

Extraction of ρ^0 Contribution $\sigma(\gamma p \to \boldsymbol{\rho^0} Y)$

Söding-inspired model

- $\sigma(\pi^+\pi^-)$: ρ^0, $\omega(782)$, and non-resonant contributions (...)
- fit $\mathrm{d}\sigma(\gamma p \to \pi^+\pi^- Y)/\mathrm{d}m_{\pi\pi}$ $(m_{\pi\pi})$ with interference model
- $0.6 \leq m_{\pi\pi} \leq 1$ GeV

$$\frac{\mathrm{d}\sigma(\gamma p \to \pi^+\pi^- p)}{\mathrm{d}m_{\pi\pi}} \propto \left| A_{\rho,\omega}(m_{\pi\pi}) + A_{non-res}(m_{\pi\pi}) \right|^2$$

- ρ^0 und ω: relativistic Breit-Wigners
- $\omega \to \pi^+\pi^-$ only via ω-ρ mixing (G-parity: $\omega \to \pi^+\pi^-\pi^0$)
- phenomenological non-resonant background (not pQCD)

ρ^0 cross section

$$\sigma(\gamma p \to \rho^0 p) :\sim \int_{2m_\pi}^{m_\rho + 5\Gamma_\rho} \left| A_\rho(m_{\pi\pi}) \right|^2 \mathrm{d}m_{\pi\pi}$$

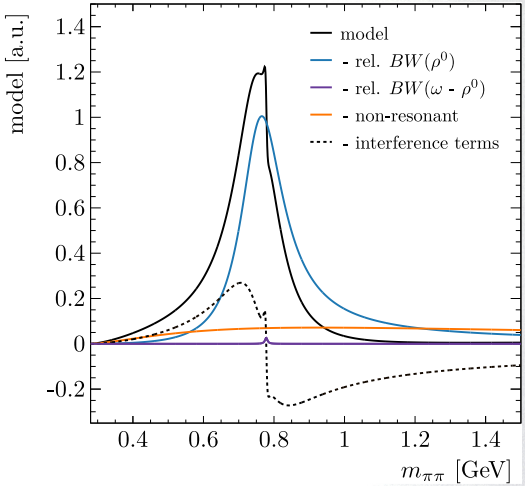

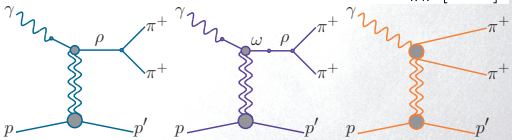

1D $m_{\pi\pi}$ Distributions Fit Results

- fit elastic and p-dissociative together
- different non-resonant contributions → shape differences

	measured	PDG	
m_ρ[MeV]	$770.8 \pm 1.3^{+2.3}_{-2.4}$	769.0 ± 1.0	(γp)
Γ_ρ [MeV]	$151.3 \pm 2.2^{+1.6}_{-2.8}$	151.7 ± 2.6	(γp)
m_ω [MeV]	$777.9 \pm 2.2^{+4.3}_{-2.2}$	782.7 ± 0.1	(e^+e^-)

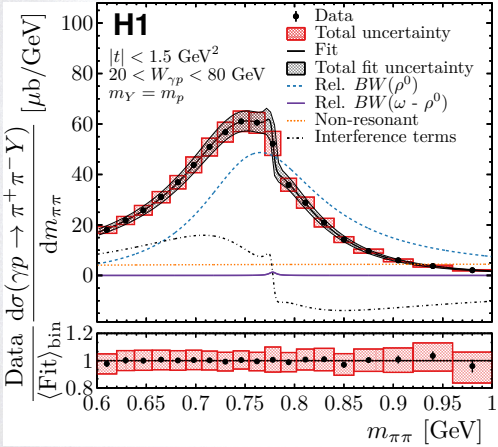

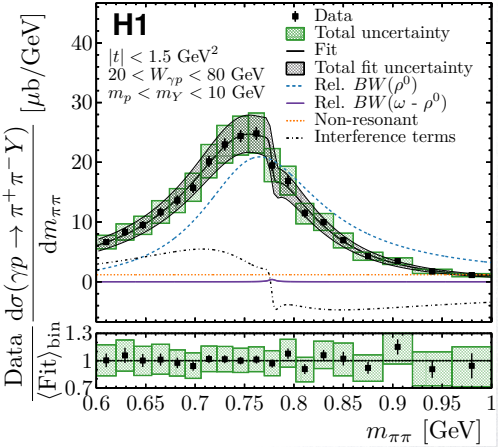

Extraction of Kinematic ρ^0 Cross Section Dependences

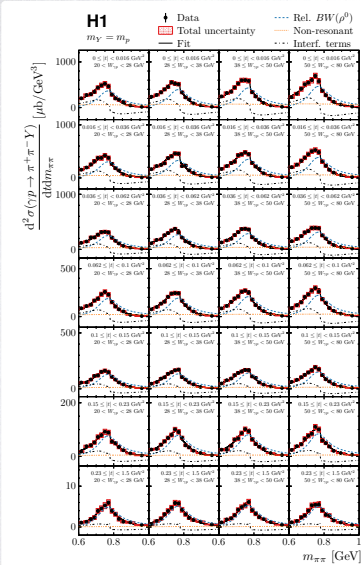

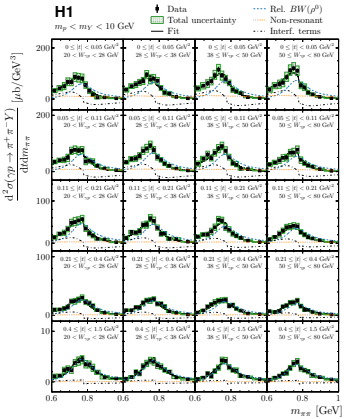

i) unfold elastic (p-dissociative) $m_{\pi\pi}$ distributions in

→ 9 (6) $W_{\gamma p}$,

→ 12 (9) t, and

→ 4×7 (4×5) $W_{\gamma p} \times t$ bins (displayed)

ii) fit $m_{\pi\pi}$ lineshape model

→ to all $m_{\pi\pi}$ distributions simultaneously

→ assumptions on parameter dependences

→ displayed fit: 65 parameters

iii) integrate ρ^0 component

→ propagate uncertainty correlations

Energy Dependence of ρ^0 Cross Section $\sigma(\gamma p \to \rho^0 Y)$

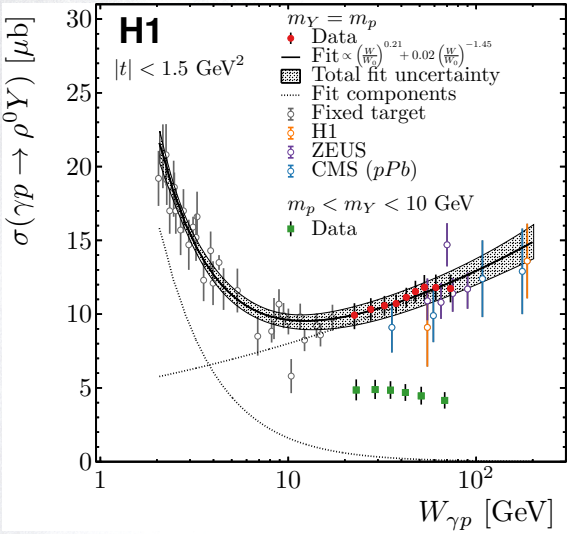

Parametrization and fit

- **this measurement: $\sigma \propto W^{\delta}$:** ($20 < W_{\gamma p} < 80$ GeV)
  → fit elastic & dissociative together

  $\delta_{\text{el}} = +0.171 \pm 0.009 \,^{+0.039}_{-0.026}$

  $\delta_{\text{pd}} = -0.156 \pm 0.026 \,^{+0.081}_{-0.079}$

- $\delta_{\text{pd}} \neq \delta_{\text{el}}$:
  → phasespace shaping by $m_Y < 10$ GeV cut!
  → suppresses high $W_{\gamma p}$ stronger than low $W_{\gamma p}$

- **all elastic data: $\sigma \propto W^{\delta_{\mathbb{P}}} + f\, W^{\delta_{\mathbb{R}}}$:** (displayed)

  $\delta_{\mathbb{P},\text{el}} = +0.207 \pm 0.015 \,^{+0.053}_{-0.033}$

  $\delta_{\mathbb{R},\text{el}} = -1.45 \pm 0.12 \,^{+0.35}_{-0.21}$

- $\delta_{\mathbb{P},\text{el}} > \delta_{\text{el}}$:
  → Reggeon contribution in present analysis range?
  → $O(2\%)$ at $W_0 = 40$ GeV

t Dependence of ρ^0 Cross Section $\mathrm{d}\sigma(\gamma p \to \rho^0 Y)/\mathrm{d}t$

Parametrization and fit

- $\mathrm{d}\sigma/\mathrm{d}t \propto \left(1 - \frac{bt}{a}\right)^{-a}$
  - → small $|t|$: $\sim \exp(b\,t)$
  - → large $|t|$: $\sim |t|^{-a}$

- fit elastic & dissociative in simultaneously
  - → independent parameters
  - → bin-centre correction via function bin-averaging
- both components deviate from exponential in considered range
- *stronger deviation* (smaller a) for *harder* dissociative spectrum

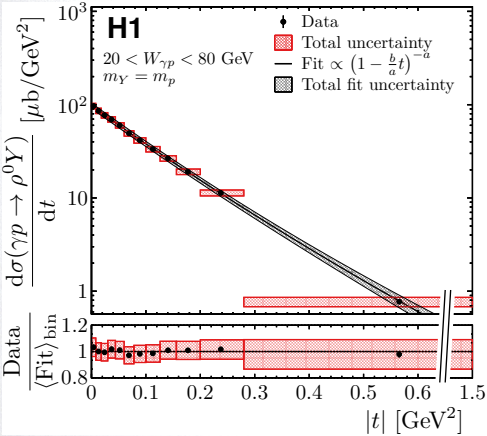

$b_{\text{el}} = 9.59 \pm 0.10\ ^{+0.17}_{-0.12}$ GeV^{-2}

$a_{\text{el}} = 19.8 \pm 2.7\ ^{+4.9}_{-4.7}$

$b_{\text{pd}} = 4.79 \pm 0.19\ ^{+0.37}_{-0.39}$ GeV^{-2}

$a_{\text{pd}} = 9.1 \pm 1.5\ ^{+3.1}_{-2.4}$

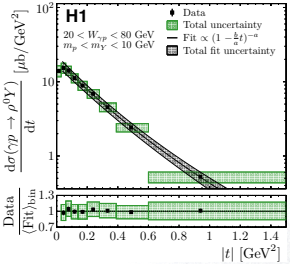

Regge fit ρ^0 Cross Section as Function of $W_{\gamma p}$ and t

2D Regge fit

- parametrization $\propto (1 - bt/a)^{-a}\, W_{\gamma p}^{4(\alpha(t)-1)}$
- $\alpha(t) = \alpha_0 + \beta\left((\exp(-4\alpha_1/\beta) + 1)^{-1} - 1/2\right)$
  - → is linear $\alpha_0 + \alpha_1 t$ at small $|t|$
  - → becomes constant $\alpha_0 \pm \beta/2$ for $t \to \pm\infty$
  - → curves in right plots

elastic ⇒ leading trajectory parameters:

α_0	=	1.0654	± 0.0044	$^{+0.0088}_{-0.0050}$	
α_1	=	0.233	± 0.064	$^{+0.020}_{-0.038}$	GeV^{-2}
β	=	0.164	± 0.068	$^{+0.051}_{-0.045}$	

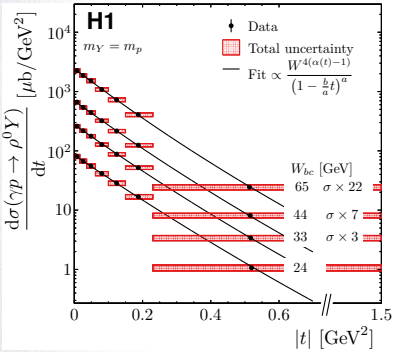

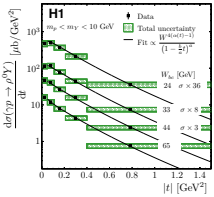

(shaped by fiducial phase space cuts)

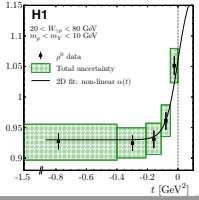

For visualization

- 1D fit $\propto W_{\gamma p}^{4(\alpha_t - 1)}$ with free α_t in all t bins
  - → data points in right plots

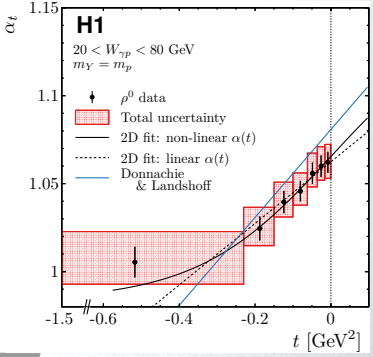

Summary

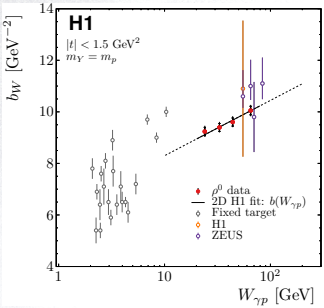

—— ρ^0 photoproduction at H1/HERA ——

- measured up to three-dimensional $\pi^+\pi^-$ cross sections at high precision
- elastic and proton-dissociative component
- extracted 1D & 2D ρ^0 distributions via fit model
- interpreted ρ^0 cross sections with fits

—— Leading Regge trajectory ——

- determine precise leading trajectory from single experiment
- alternative interpretation: shrinkage of forward peak (displayed)
- potential reggeon contribution $\Rightarrow \alpha_{\mathbb{P}}(t)$ or $\alpha_{\mathbb{P}+\mathbb{R}}(t)$?
- indication for non-linear effects at large $|t|$ but not significant

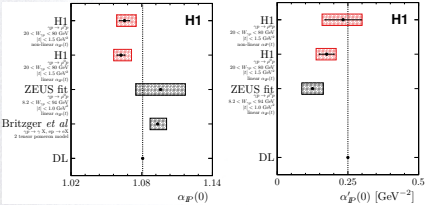

—— Publication: ——

- Eur.Phys.J.C 80 (2020) 12, 1189
- e-print: arxiv:2005.14471 [hep-ex]
- data: H1 webpage or via HEPData (soon)

BACKUP

Data Set - Control Plots

$m_{\pi\pi}$

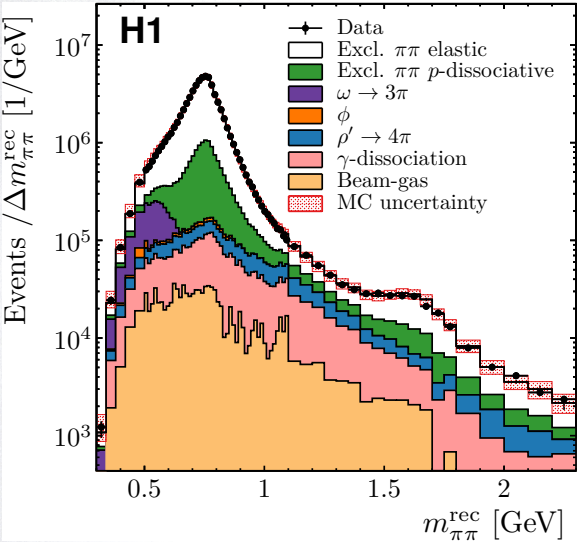

$W_{\gamma p}$

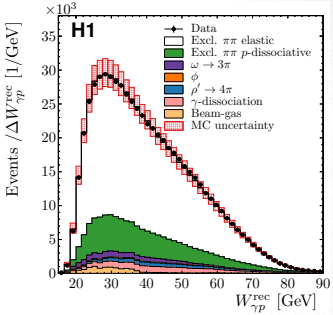

$p^2_{T,\pi\pi}$

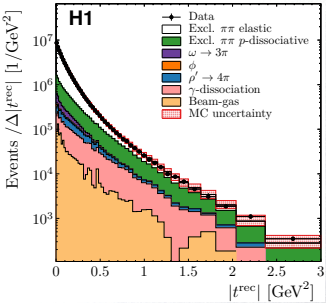

Proton Dissociation Tagging

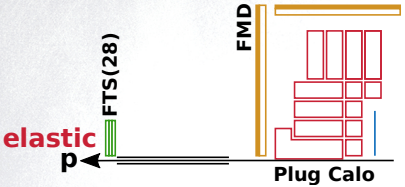

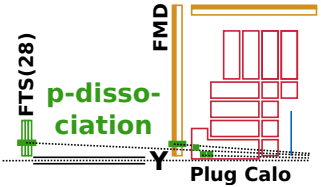

- forward detectors FTS(28m) ($\eta \lesssim 7.5$), FMD, Plug calo
- proton remnants $\Rightarrow$ induce signals $\Rightarrow$ define **"tags"**
- poor detector modeling $\Rightarrow$ "tag" = binary hit/no-hit info
- acceptance & efficiency $\Rightarrow$ limited p-dissoc. tagging rate
- noise & secondary particles $\Rightarrow$ finite elastic mistag rate
- sum possible tags $0 \leq n_{tags} \leq 3$
- 3 control regions:

	$n_{\text{tags}} == 0$	$n_{\text{tags}} == 1$	$n_{\text{tags}} \geq 2$
N_{pd}/N	10%	36%	91%

$\Rightarrow$ normalize elas./p-dissoc. (MC) components

tagging rate $n_{\text{tags}} == 0$:

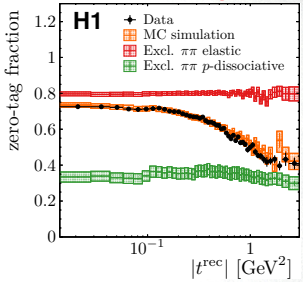

tagging rate $n_{\text{tags}} \geq 2$:

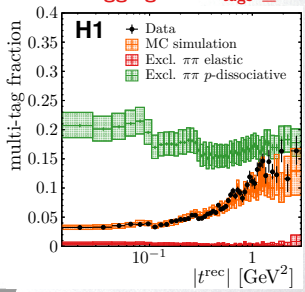

$d\sigma(\gamma p \to \pi^+\pi^- p)/dm_{\pi\pi}$ $(m_{\pi\pi})$ in $W_{\gamma p}$ Bins

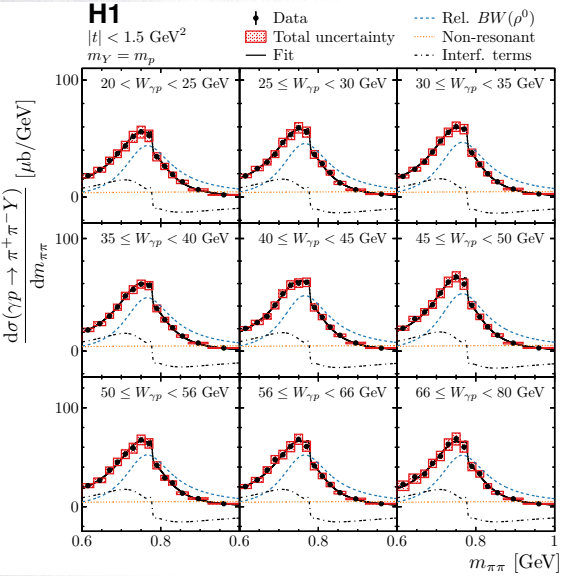

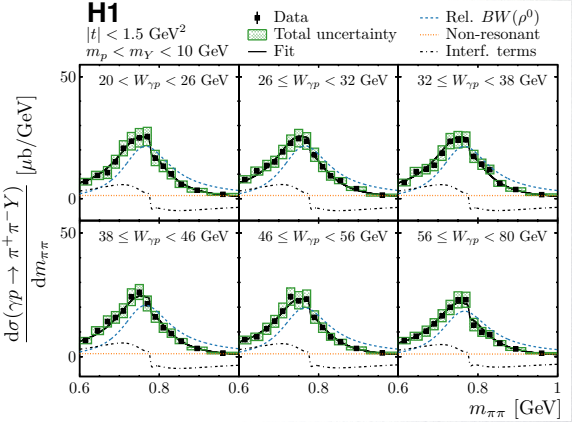
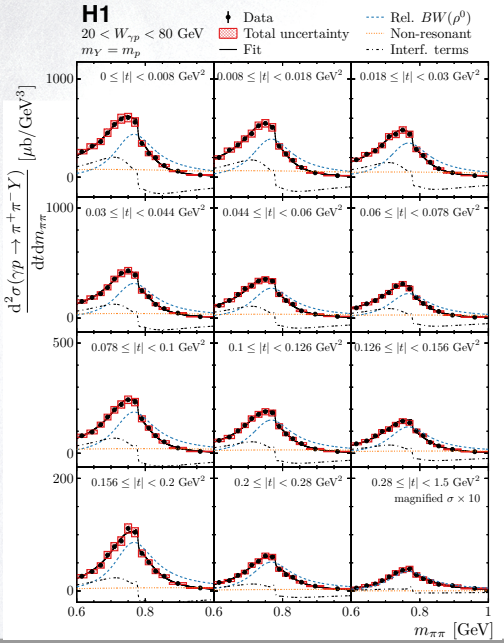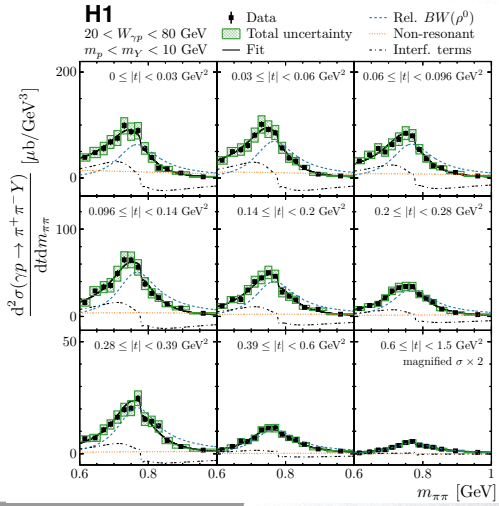
$d^2\sigma(\gamma p \to \pi^+\pi^- Y)/dm_{\pi\pi}dt\ (m_{\pi\pi})$ in t Bins