


DVCS and prompt photon production at HERA

L. Favart

I.I.H.E., Université Libre de Bruxelles.

ULB



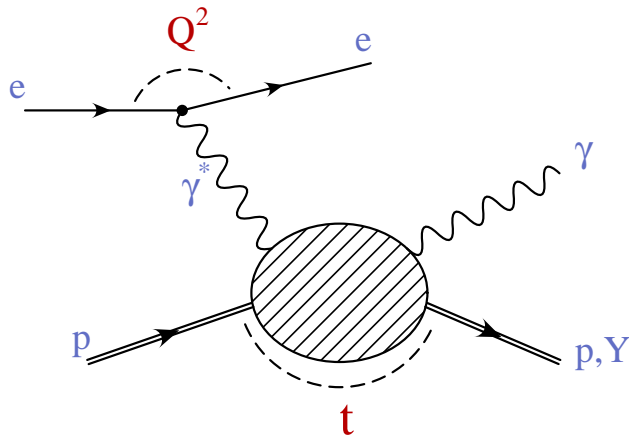
XIth Int. Conf. on Elastic and Diffractive Scattering

XVIIth Rencontres de Blois

EDS05 - Blois - 15-20th of May 2005

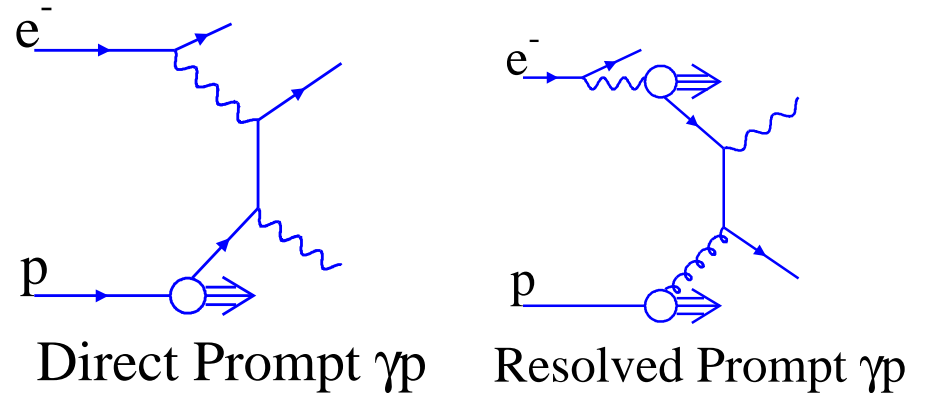
Introduction

DVCS



- First QCD absolute prediction in Diffraction
- No VM wave function uncertainty
- Access to GPDs
- Interference with Bethe-Heitler (purely QED process) - Access to full process amplitude

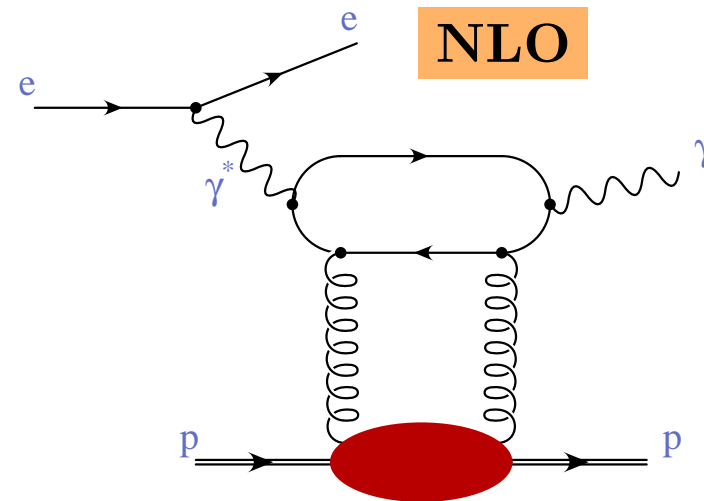
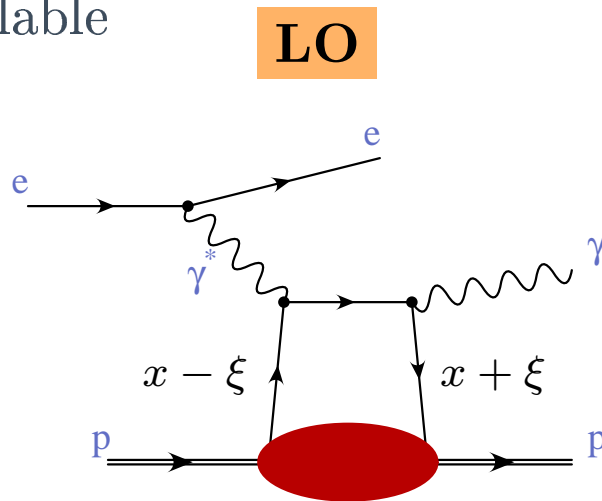
Prompt Photon



- Direct probe of the hard process - interesting test of QCD
- Small hadronisation uncertainty
- Good energy measurement
- Two signatures: w/wo jet
- (→) sensitivity to proton and photon PDFs

DVCS - QCD predictions

- Fully calculable in QCD



- NLO leading twist (+ twist three) calc. by [A. Freund and M. McDermott](#) Eur.Phys.J. **C23** (2002) 651. Input: **GPDs**

DGLAP region: $|x| > \xi$

$$\mathcal{H}^q(x, \xi, t; \mu^2) = q(x; \mu^2) e^{-b|t|} \quad \text{q singlet}$$

$$\mathcal{H}^g(x, \xi, t; \mu^2) = x g(x; \mu^2) e^{-b|t|} \quad \text{gluons}$$

MRST2001 and CTEQ6

ERBL region: $|x| < \xi$

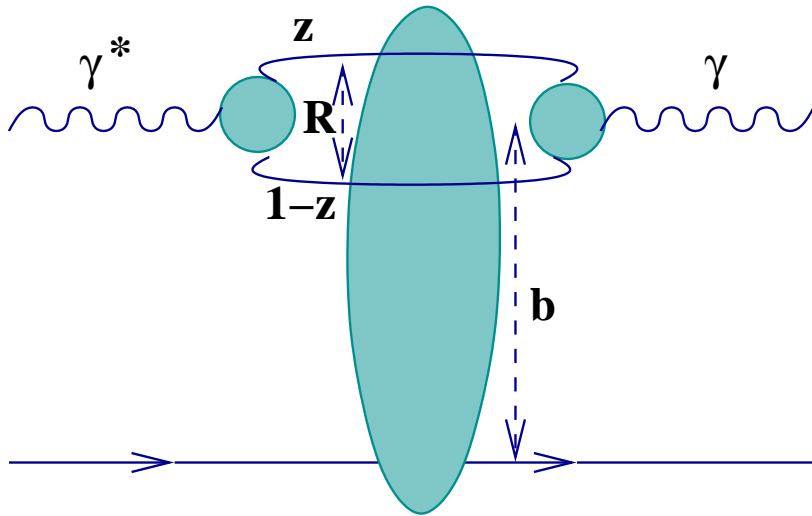
simple analytic function

→ Q^2 and ξ generated dynamically

b from the data

Colour Dipole Models

In the proton rest frame



- γ^* fluctuates in $q\bar{q} + q\bar{q}g + \dots$

$$\mathcal{A} = \int dR^2 dz \psi^{in} \sigma_{\text{dipole}} \psi^{out}$$

- ψ^{in} and ψ^{out} calculable

- σ_d is modeled

Donnachie-Dosch: hard + soft IP

Phys.Lett. B502 (2001) 74

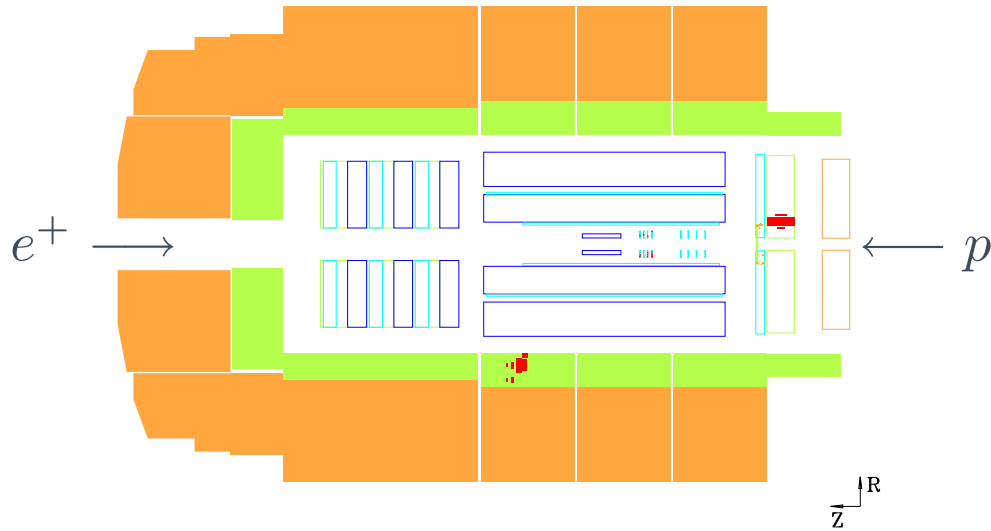
Favart-Machado: **GBW saturation** model applied to DVCS (with and without DGLAP evolution: BGBK)

Eur.Phys.J. C29, 365 (2003)

-Complementary to pure QCD (Breit frame) approach, to test **non-pert** \rightarrow **pert.** **transition** and saturation models.

Analysis strategy

- DVCS

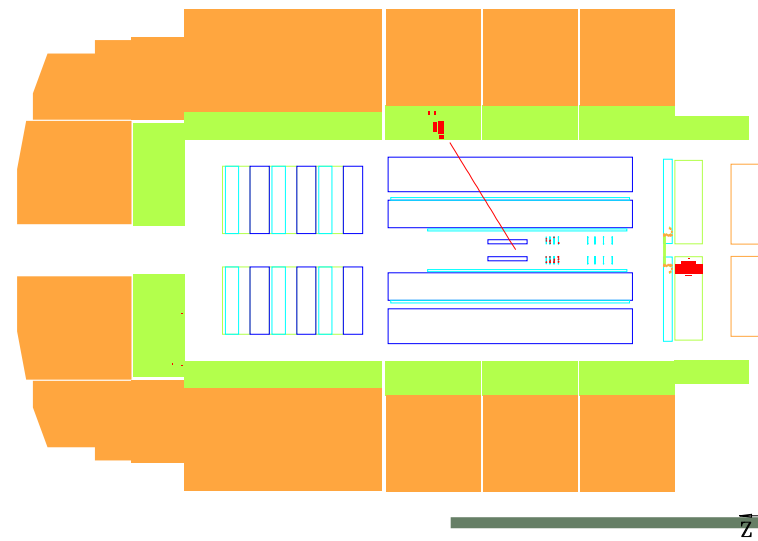
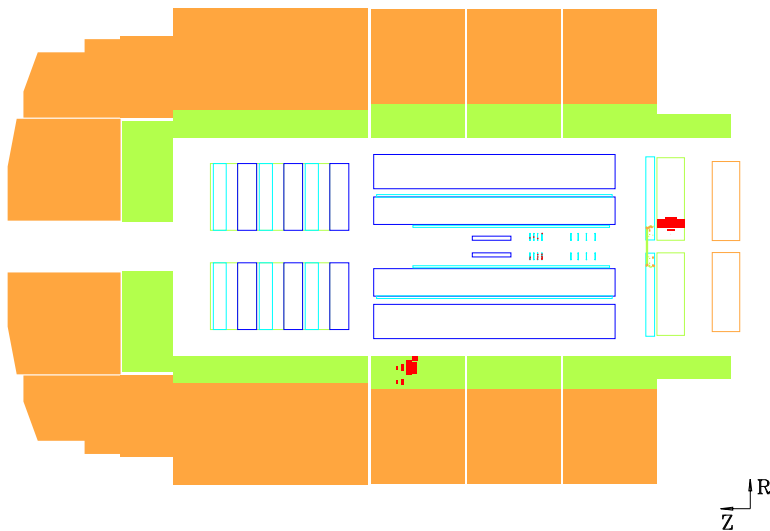


	H1	ZEUS
$E_1 >$	15 GeV	10 GeV
$p_{T_2} >$	1 GeV	
$E_2 >$		3 GeV
$E_3 <$	0.5 GeV	0.2 GeV
elast.	no track, Fwd	no track
Lumi	46.5 pb^{-1} (e^+)	95 (e^+) pb^{-1} 16.7 (e^-) pb^{-1}

γ -sample

control-sample

- Bethe-Heitler



ZEUS - Control and Signal samples

Control-sample \leftarrow

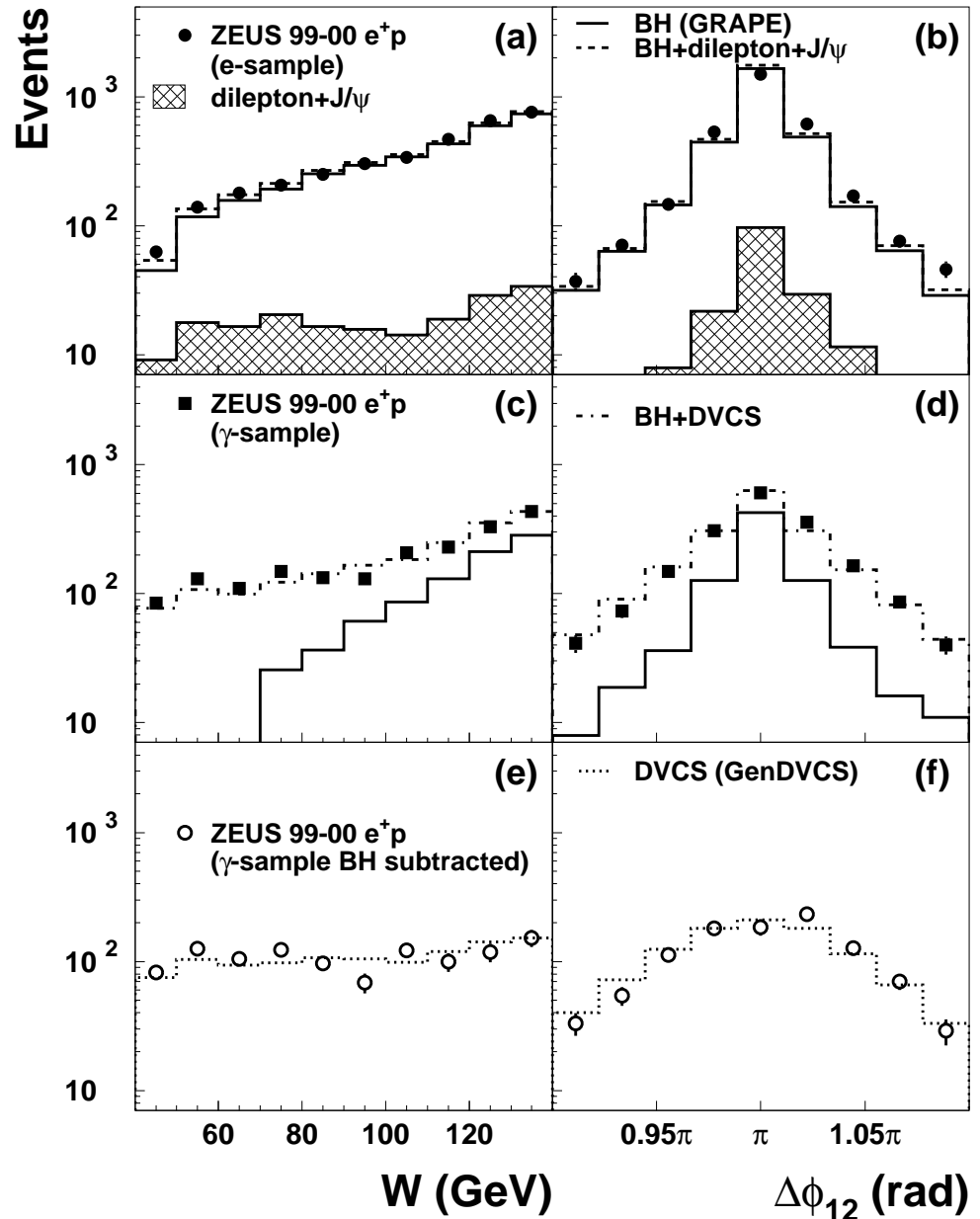
Well known cross section
 \Rightarrow detector response is understood

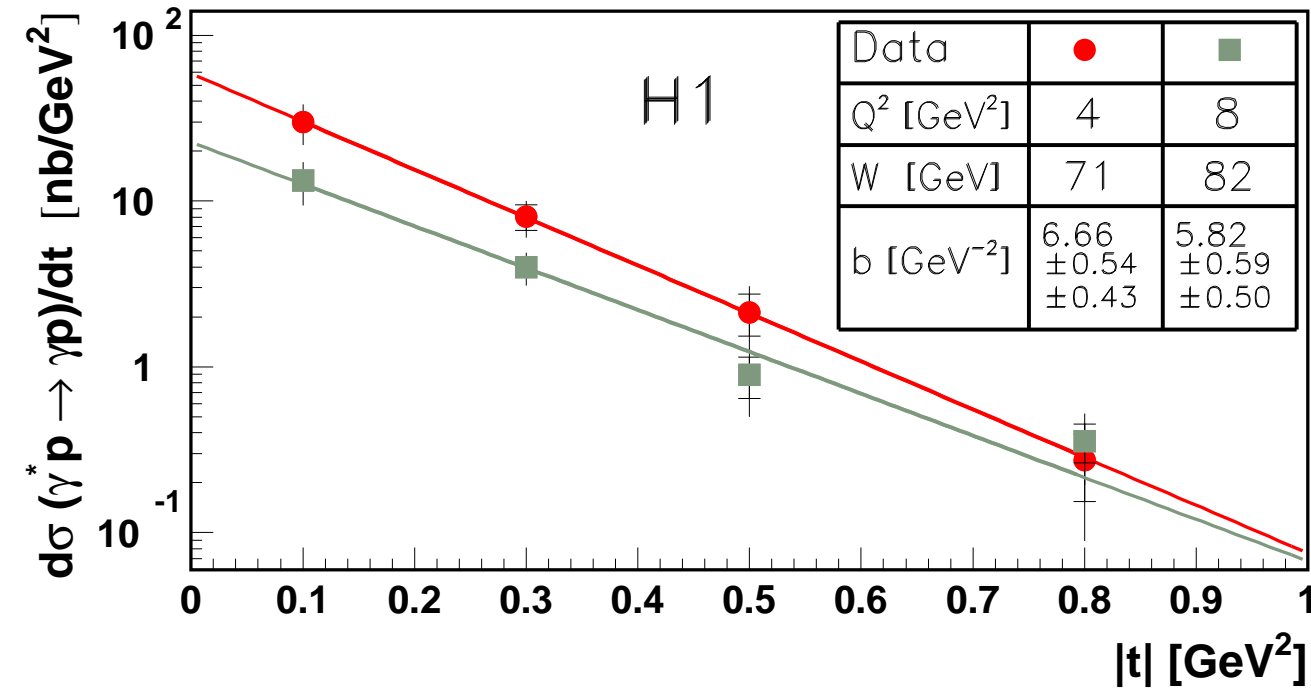
γ -sample \leftarrow

BH + DVCS (MC) good description

DVCS \leftarrow

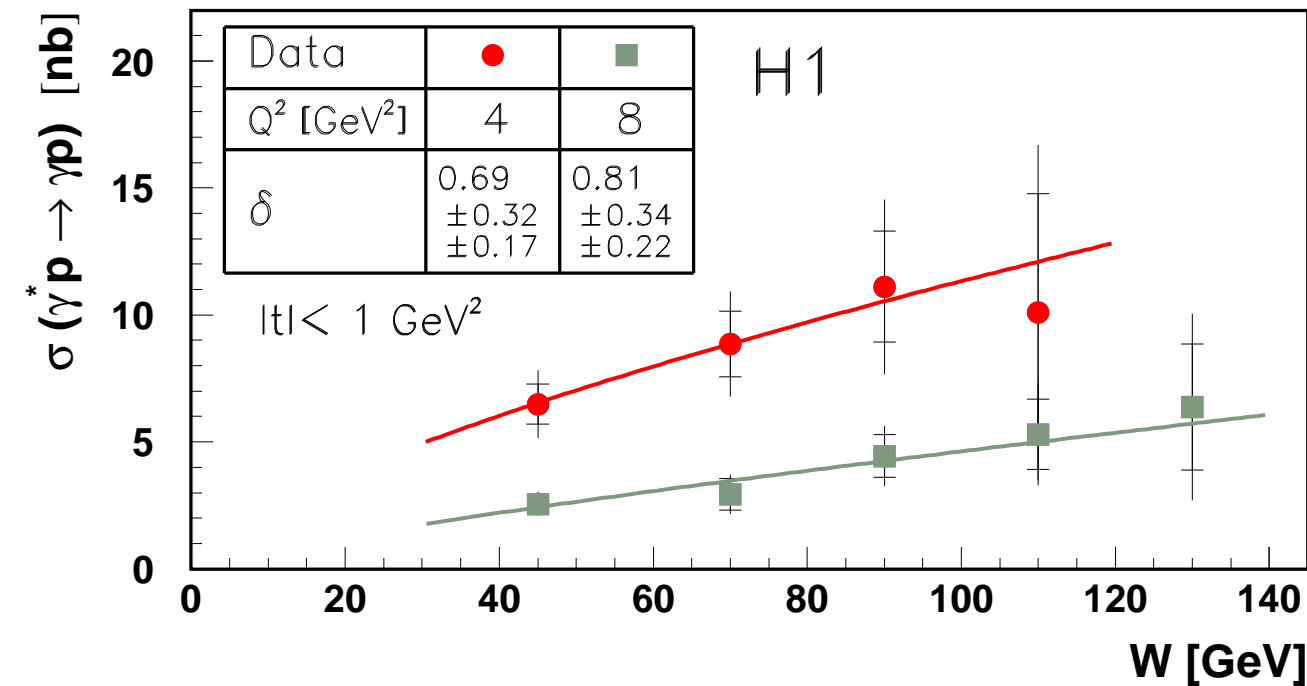
After BH subtraction: pure DVCS
 $\sigma_{ep} \rightarrow \sigma_{\gamma^*p}$ correcting by the flux factor.





→ First measurement of the t slope

combined samples:
 $b = 6.02 \pm 0.35 \pm 0.39 \text{ GeV}^{-2}$



→ W dependence for two Q^2 values

→ Fit W^δ :

→ indication of a hard regime (comparable to J/Ψ)

H1-ZEUS Comparison

→ Agreement

Fit in Q^2 : $(Q^2)^{-n}$

→ $n = 1.54 \pm 0.09 \pm 0.04$

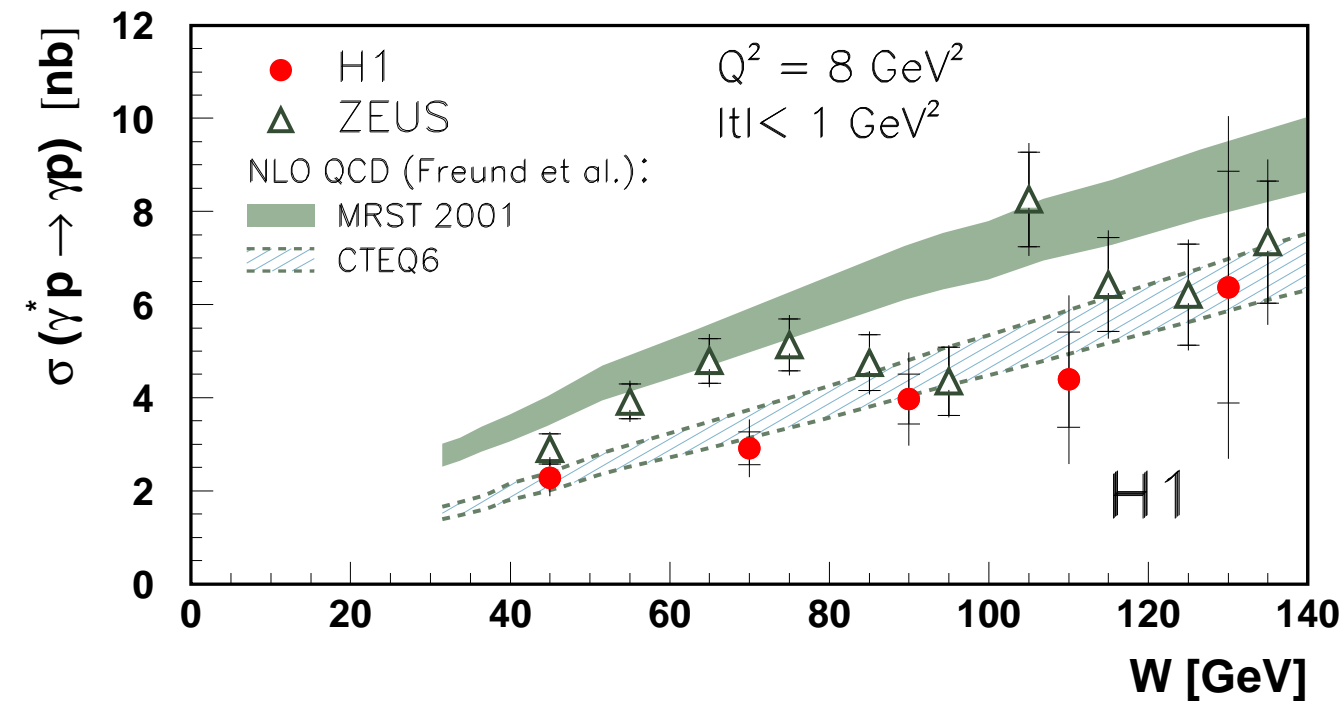
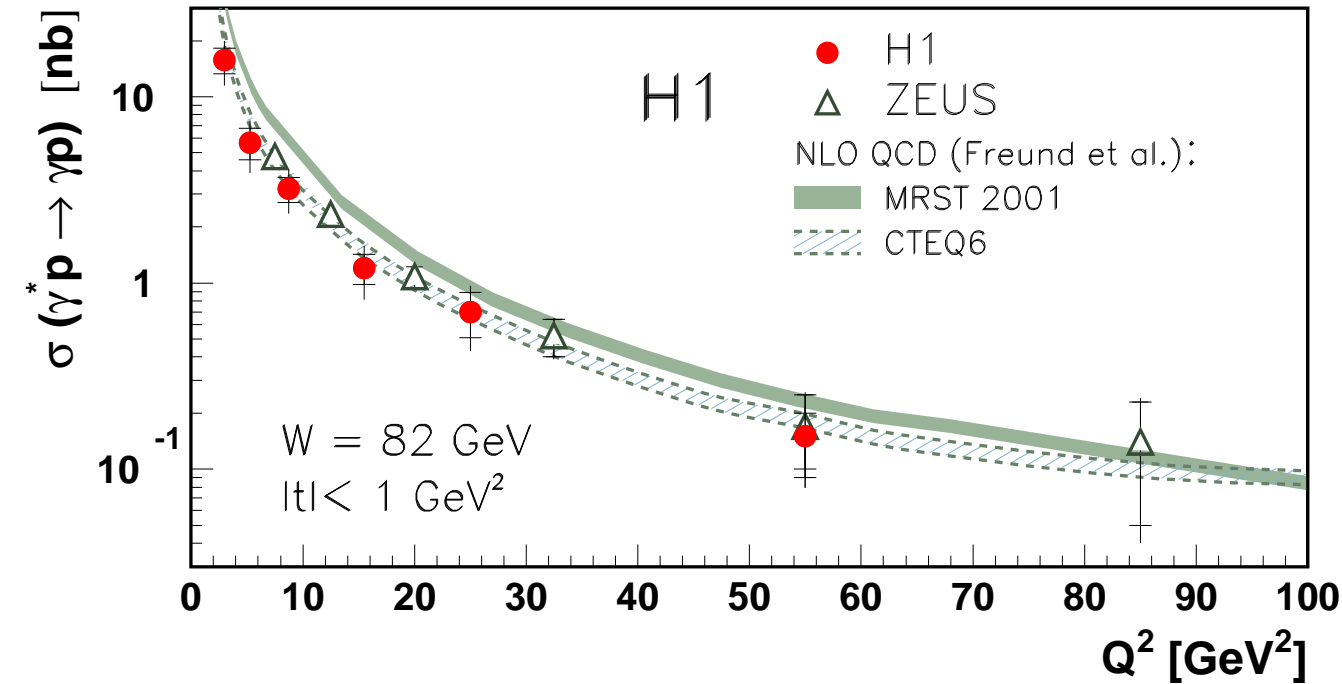
→ n smaller than for VM
($n(\rho) = 2.60 \pm 0.04$)

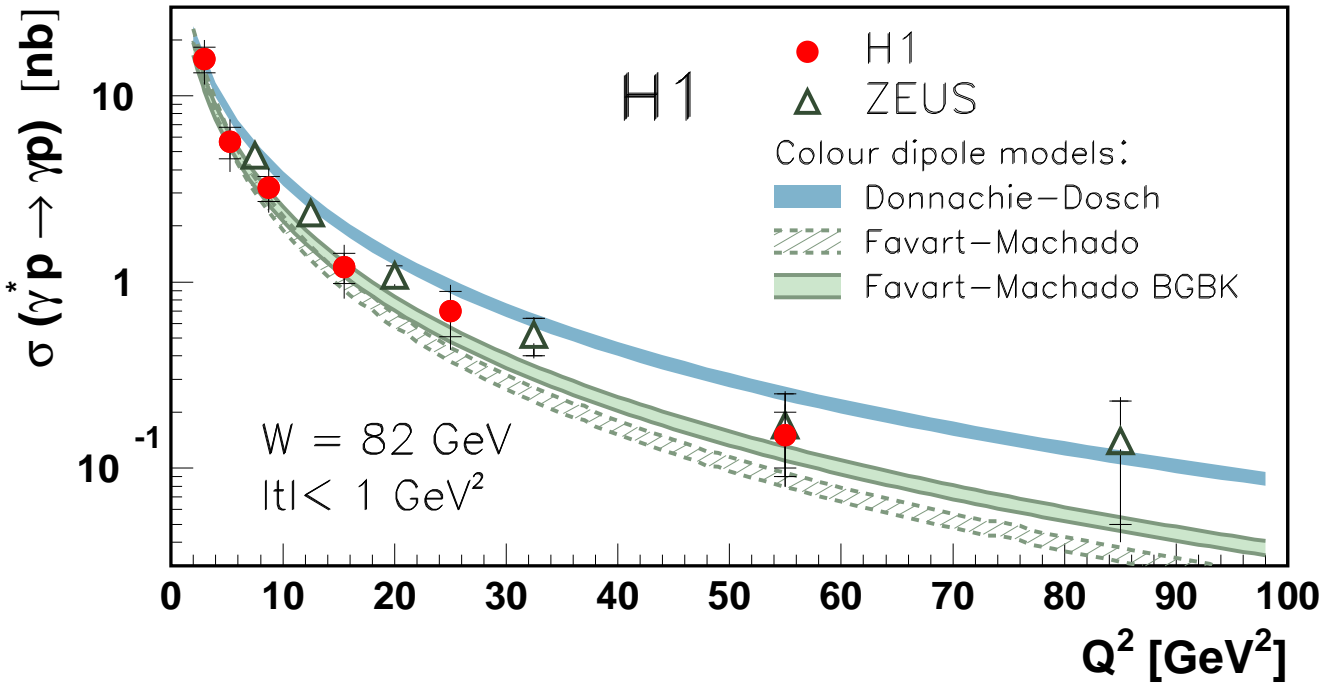
Comparison to NLO QCD:

- Band width provided by b measurement.

→ Good description by QCD-NLO calculations

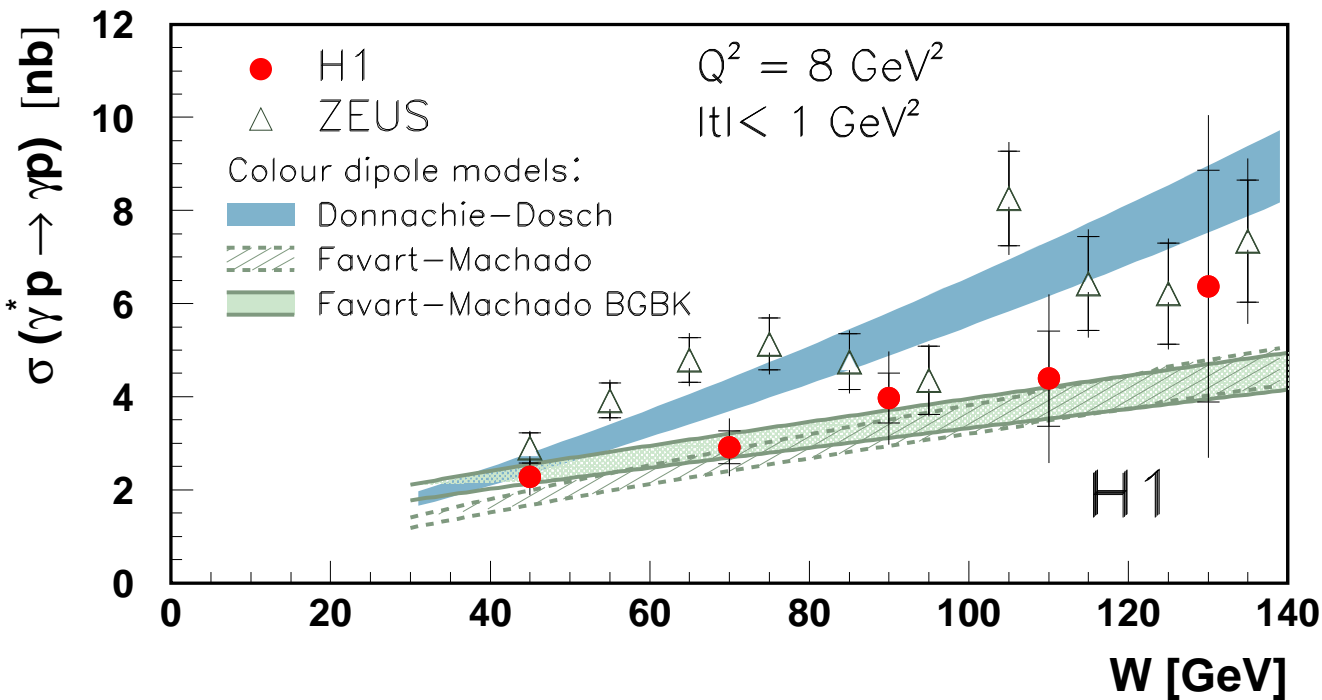
→ No need for intrinsic skewing





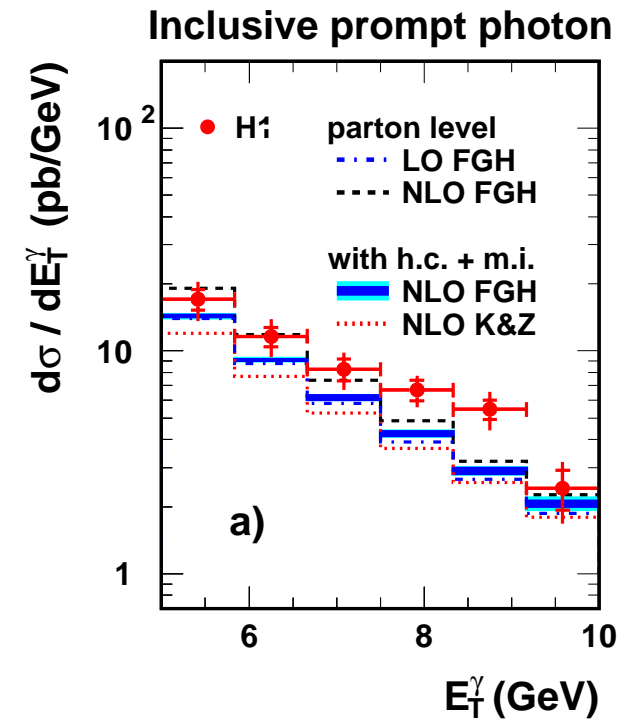
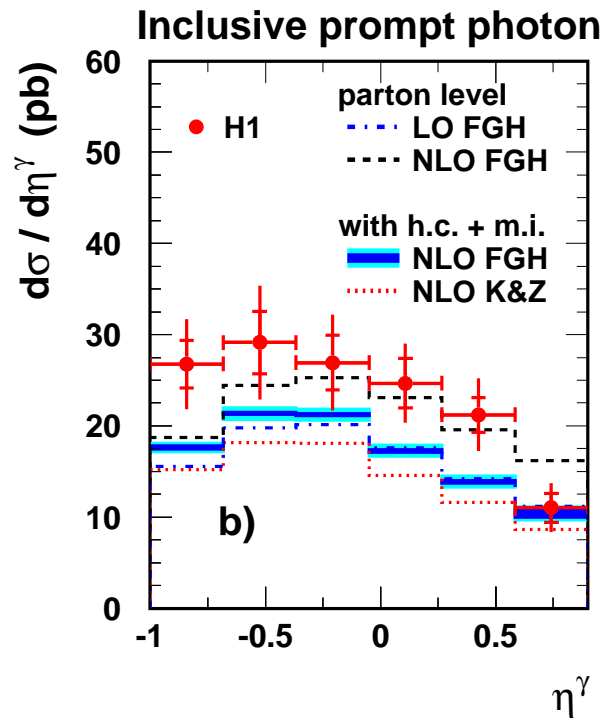
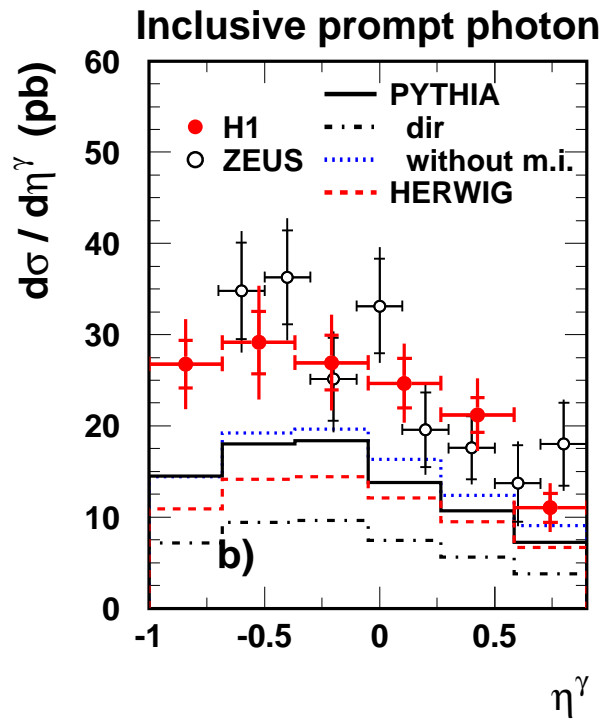
Comparison to Dipole Models

- Good normalisation and shape description
- Improvement in FM when DGLAP evol. included



- Still improved if $b(Q^2)$ used as observed for ρ

Inclusive Prompt Photon in Photoproduction



- Agreement H1 and ZEUS (Phys.Lett.B472(2000)175)
- direct \simeq resolved contribution
- Multiple int. spoil isolation cut \rightarrow reduced σ .

→ NLO pQCD (Fontanaz, Guillet, Heinrich / Krawczyk, Zembruski): good shape desc. but Norm. too low 30-40%

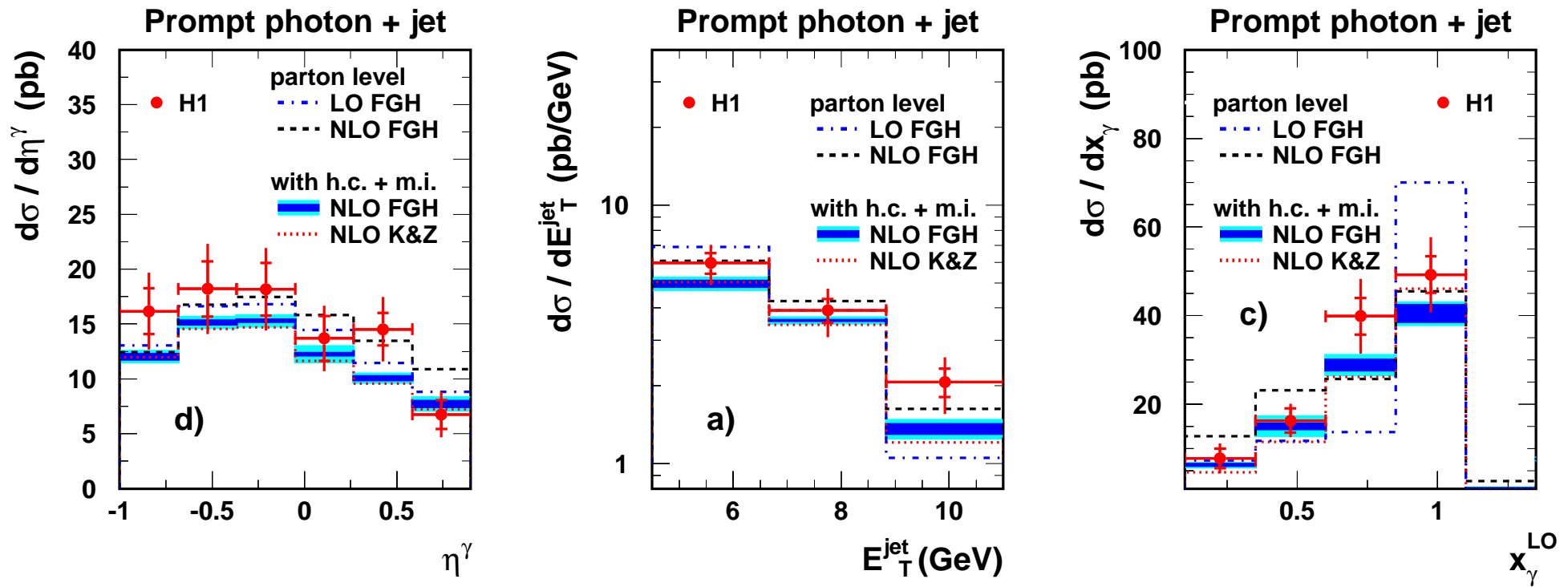
→ MC: shape OK but Normalisation to low by 40-50%

$$142 < W < 266 \text{ GeV}$$

$$Q^2 < 1 \text{ GeV}^2$$

$$\mathcal{L} = 105 \text{ pb}^{-1}$$

Prompt Photon with Jet in Photoproduction



→ NLO pQCD: good description of shapes and better descrip. of Normalisation.

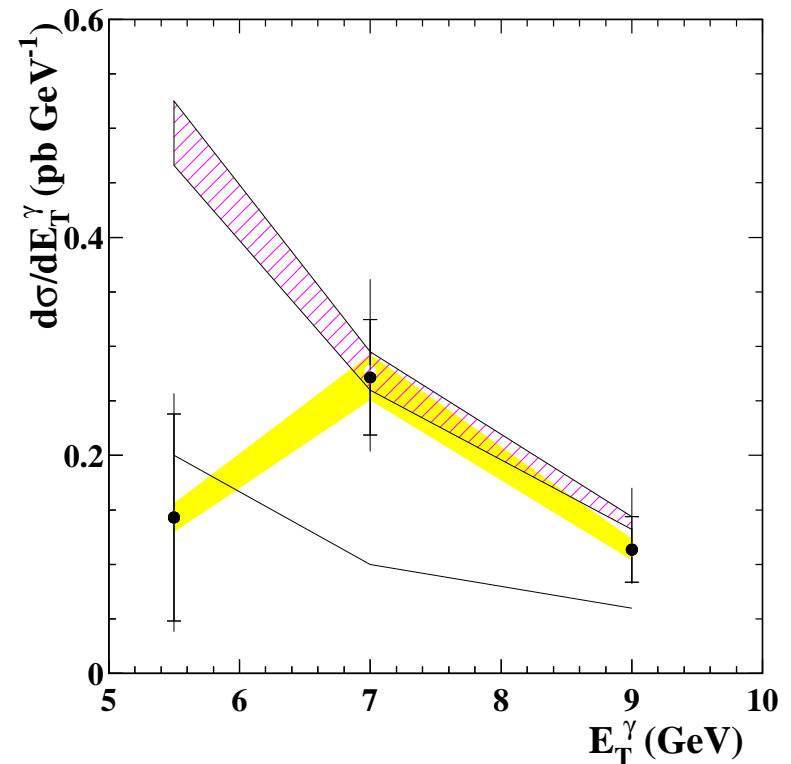
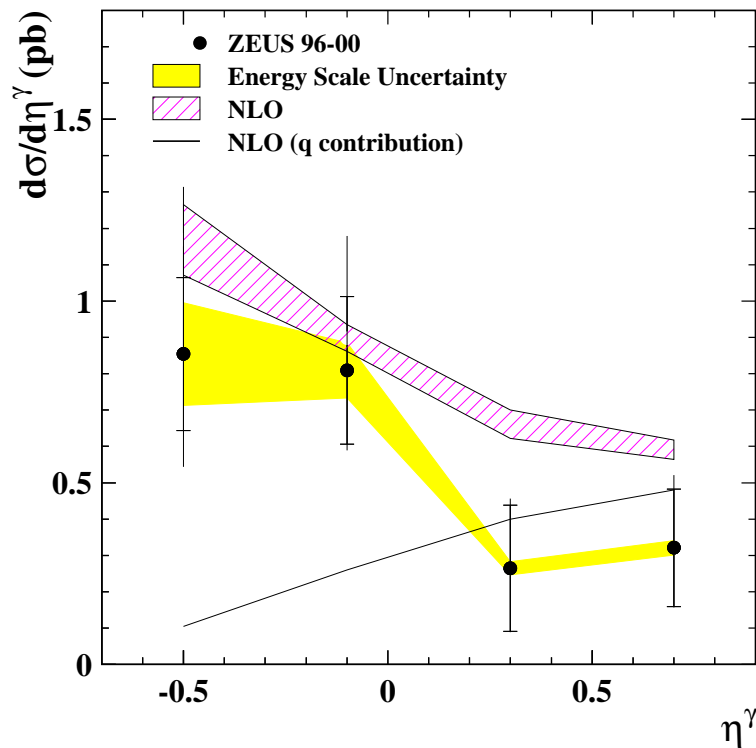
→ Multiple interactions more important at low x_γ (resolved contribution).

→ NLO less important then for inclusive.

Same cuts +
 $E_T^{jet} > 4.5 \text{ GeV}$

DESY-04-118

Prompt Photon with Jet in DIS



- MC PYTHIA and HERWIG factor 2 and 8 too low (not shown).
- 65% of photon emitted by electron (low rapidity)
- Hadronisation corrections expected to be 30-40%.
- NLO pQCD (Kramer, Spiesberger): **at parton level** good description except at low E_T^γ (large stat error) and in most forward direction.

$Q^2 > 35 \text{ GeV}^2$
 $E_T^{jet} > 6 \text{ GeV}$
 $-1.5 < \eta_{jet} < 1.8$
 $\mathcal{L} = 121 \text{ pb}^{-1}$

Phys.Lett.B 595(2004) 86

Conclusions

Prompt Photon: study of pQCD

- no hadronisation of the photon, good energy measurement.
- NLO QCD calculation in reasonable agreement but a bit too low Norm. **except in jet** case in photoproduction.
- PYTHIA and HERWIG MC always undershoot the data.
- Higher order needed ? Non-pert effects ? **Not clear situation.**

DVCS cross sections as a function of Q^2 , W and t have been measured.

- First **t slope** measurement. Allows absolute theoretical prediction.
- in good agreement with NLO QCD predictions, based on GPD model: **no intrinsic skewing.**
- set constrains on gluon and sea GPDs.
- in agreement with different dipole model predictions.

Compl. Prompt Photon MC and PDFs

			Photon PDF	Proton PDF
Photoprod.	ZEUS publ 2000	PYTHIA 5.7	GRV	MRSA
		HERWIG 5.9	GRV	MRSA
		K&Z	GRV/GS	MRSA
		LG	GRV/GS	MRSA
	H1 publ 2004	PYTHIA 6.2	GRV	GRV
		HERWIG 6.1	GRV	GRV
		FGH	AFG	MRST2
		KZ	AFG	MRTS2
DIS	ZEUS publ 2004	PYTHIA 6.206		CTEQ3M
		HERWIG 6.1		CTEQ4L
		KS		MRST

DVCS - Cross Section Measurement

- $e - p$ Cross Section extraction

$$\frac{d^3\sigma_{bin}[ep \rightarrow e\gamma p]}{dQ^2 dW dt} = \frac{(N_{bin} - N_{BH} - N_{p.dis.})}{\epsilon \cdot A \cdot \Delta Q^2 \cdot \Delta W \cdot \Delta t \cdot \mathcal{L}} \cdot (1 + \delta_{rad})$$

- $ep \rightarrow \gamma p$ Cross Section (BH subtraction and photon flux factor)

$$\frac{d^3\sigma[ep \rightarrow e\gamma p]}{dy dQ^2 dt}(Q^2, y, t) = \Gamma(Q^2, y) \frac{d\sigma[\gamma^*p \rightarrow \gamma p]}{dt}(Q^2, y, t),$$

- Main corrections and systematics (up to):

	H1	ZEUS
• Proton diss background:	$16 \pm 8\%$	$22 \pm 4\%$
• Δ acceptance & bin cent. corr, cuts:	7 %	10%
• Energy scale uncertainty:	5 %	5 %