Leading Baryon production at HERA with the ZEUS forward detectors

A.Garfagnini

Bologna, 28th April 2001

II Inst, Universitaet Hamburg
for the ZEUS Collaboration

Introduction

Study of leading baryon production at small t in hadronic interactions ⇒ soft process

At HERA, at small x:

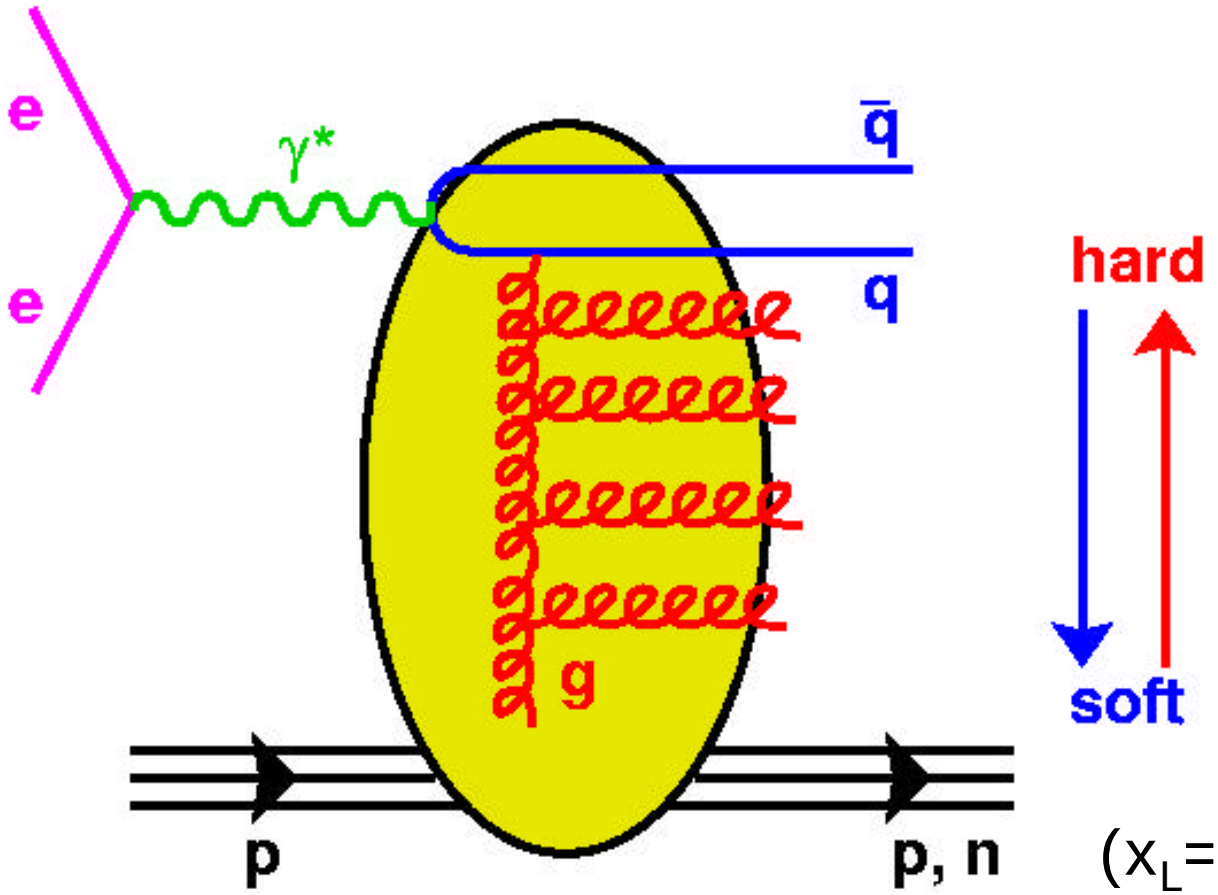

Scales of the reaction:

$Q^2 = 0.1 – 1000\ GeV^2$

$p_t^2 < 0.5\ GeV^2$

$(x_L = E_{p,n}/E_{beam},\ p_t^2)$

ZEUS forward detectors

Leading Proton Spectrometer (LPS):
6 stations at z=24-90 m (last three used)
Acceptance limited by magnet apertures
to $x_L > 0.6$ and $p_t^2 < 0.5$ GeV^2

DIS sample:
positron in CAL
($Q^2 > 3$ GeV^2)

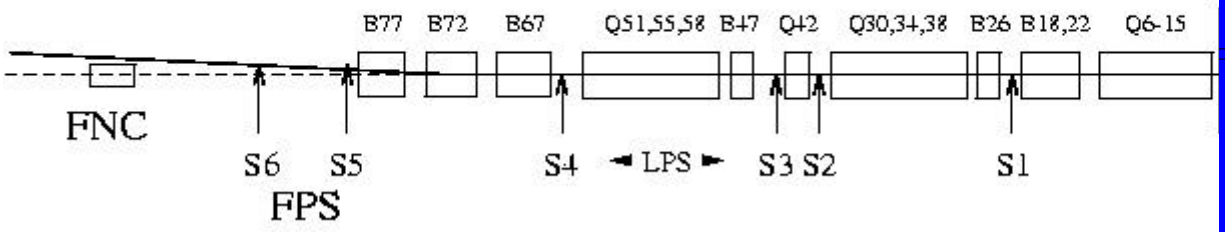

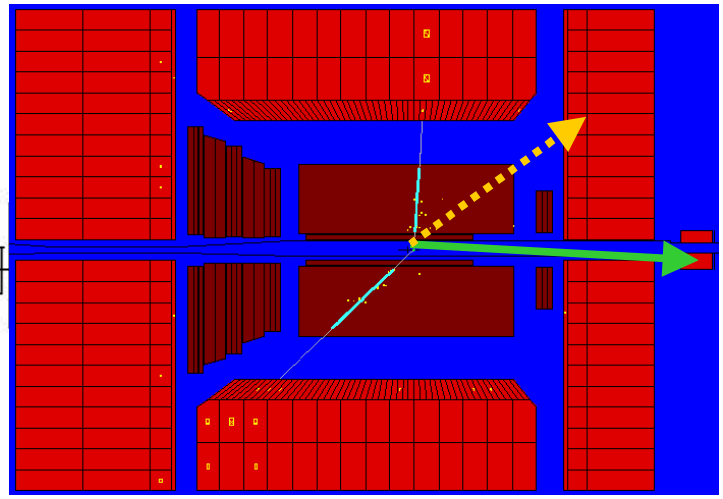

Forward Neutron Calorimeter:
z=106-107 m, on zero-degree line
Acceptance limited by magnet
apertures to $\theta_n < 0.8$ mrad

BPC sample:
positron in BPC
($Q^2 \sim 0.1$-0.6 GeV^2)

BPC = Beam Pipe Calorimeter

Kinematic plane (positron)

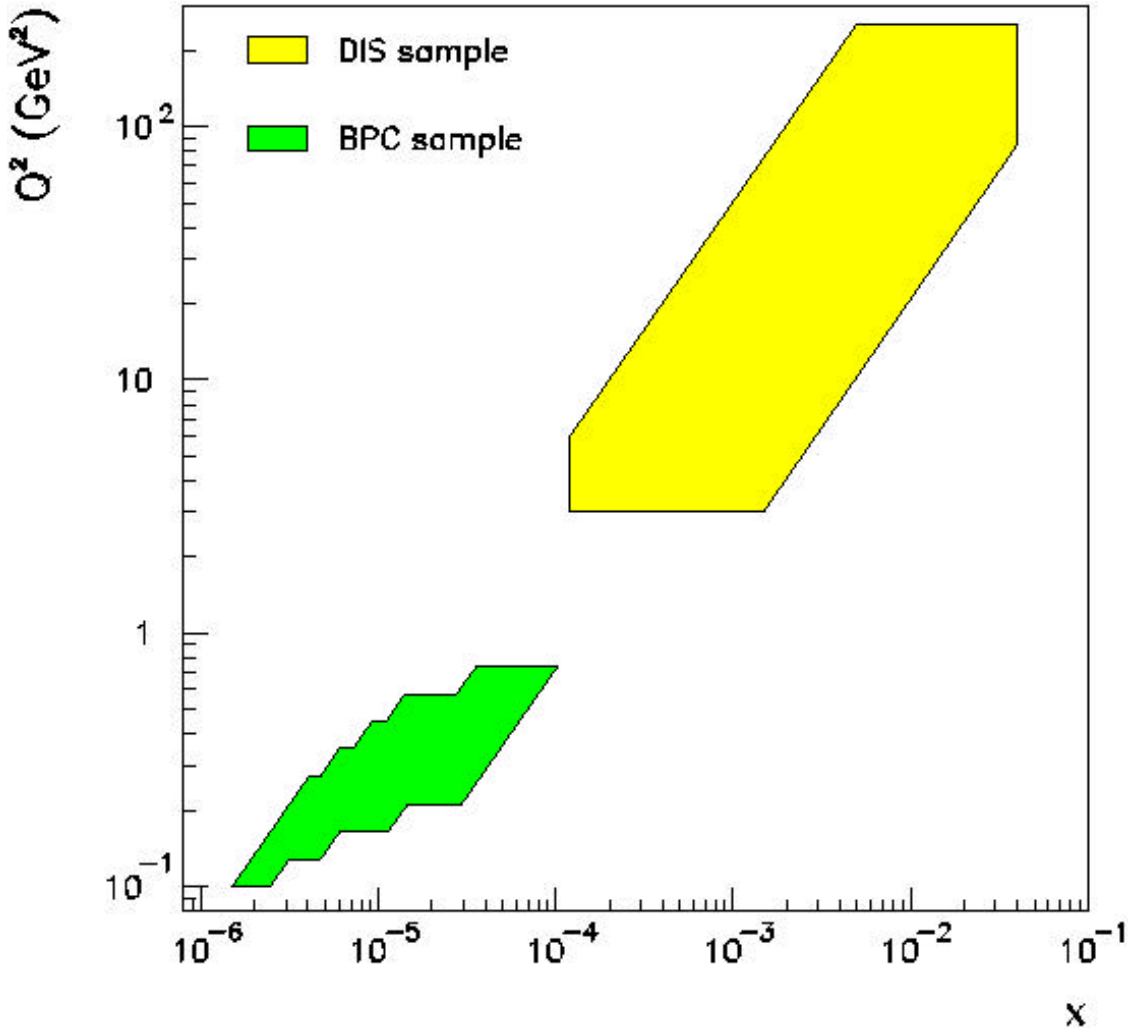

DIS sample:

- $3 < Q^2 < 254$ GeV^2
- $45 < W < 225$ GeV
- $1.2E\text{-}4 < x < 2.E\text{-}2$

BPC sample:

- $0.1 < Q^2 < 0.74$ GeV^2
- $85 < W < 258$ GeV

Kinematic plane (baryon)

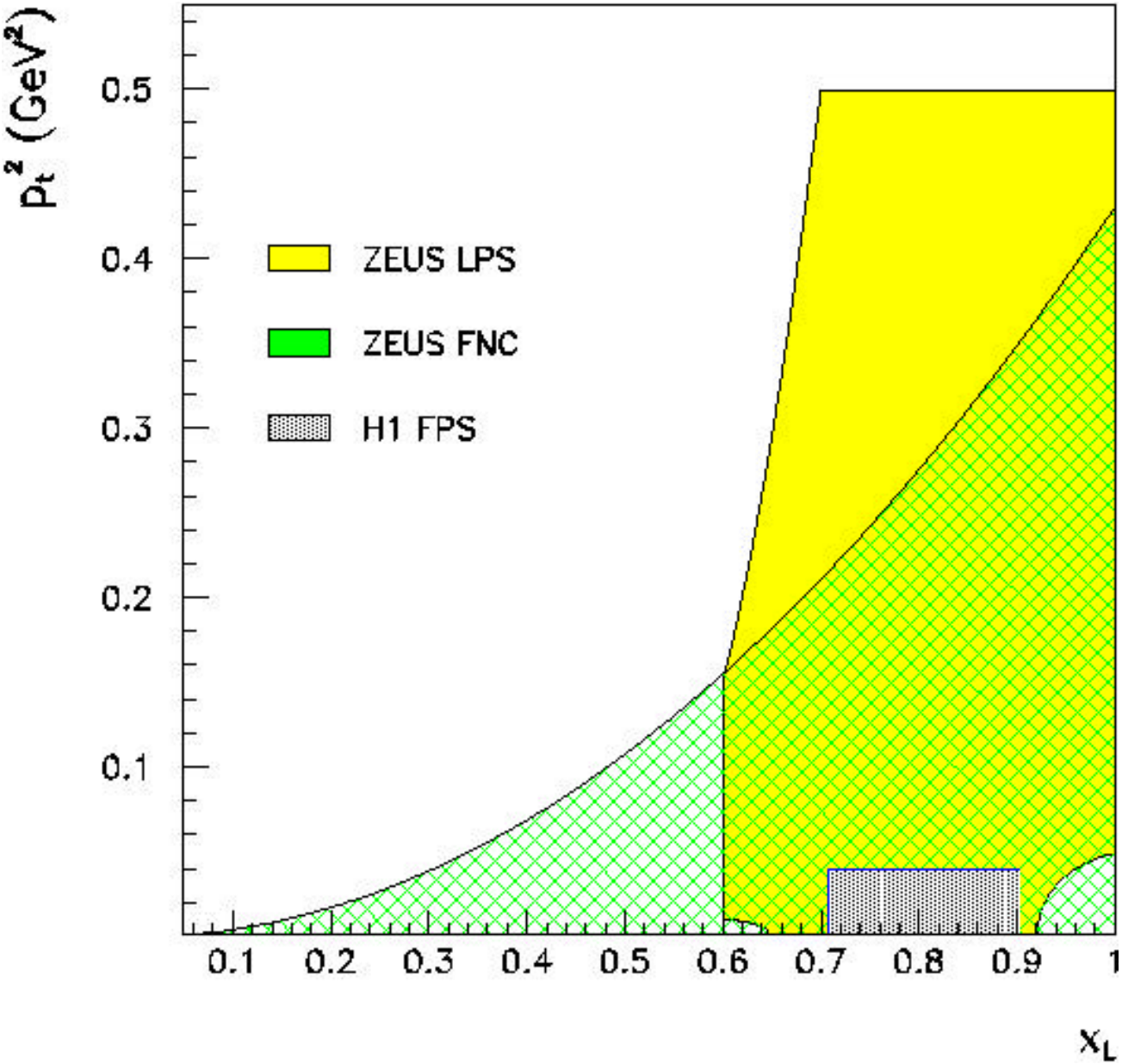

<u>Protons</u>

ZEUS LPS:

- $0.6 < x_L < 1$
- $P_t^2 < 0.5$ GeV^2

H1 FPS:

- $0.7 < x_L < 0.9$
- $p_t^2 < 0.04$ GeV^2

<u>Neutrons</u>

ZEUS FNC:

- $\theta_n < 0.8$ mrad
- $p_t^2 < (0.66\ x_L)^2$

η_{MAX} selection of diffraction

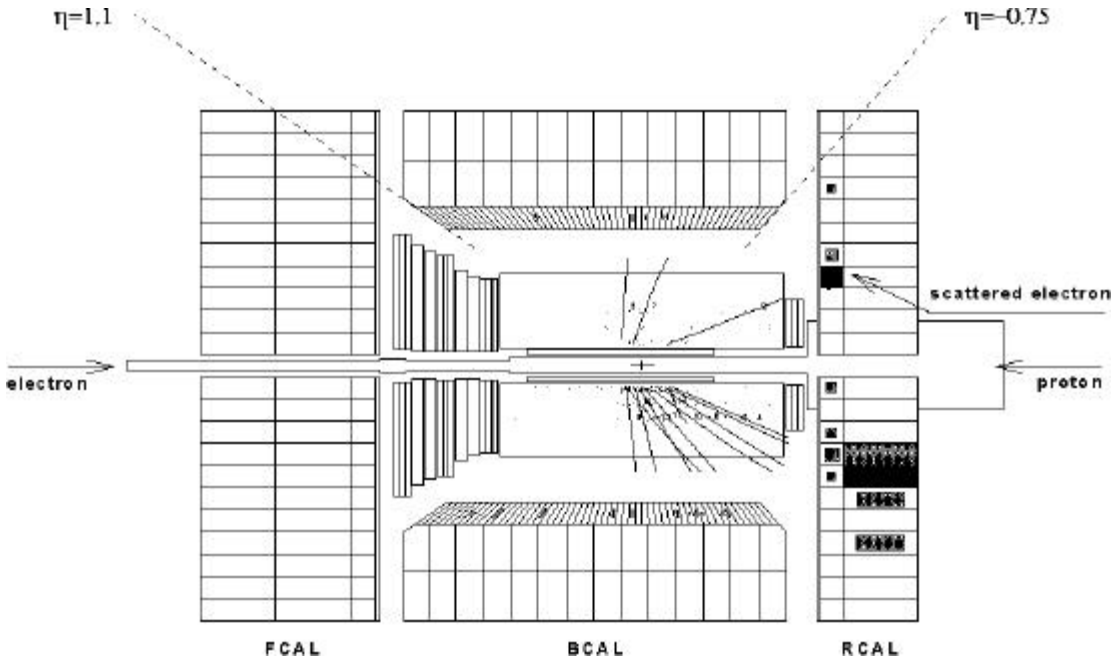

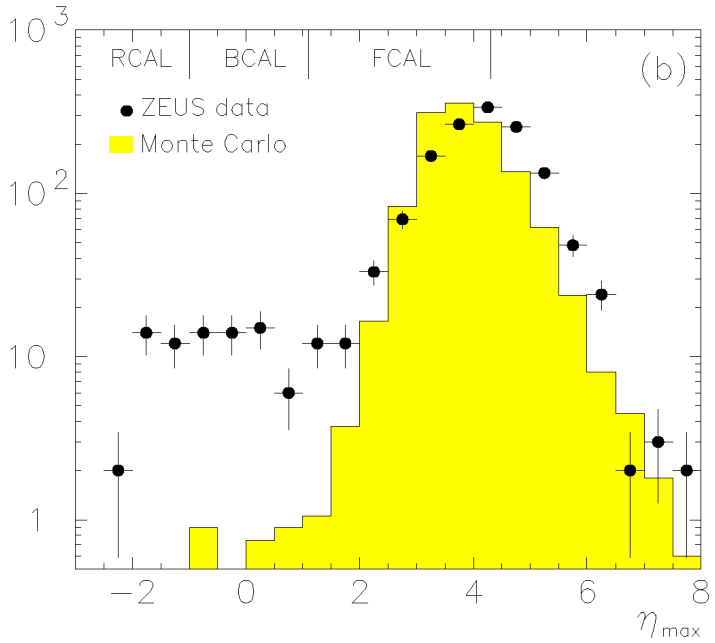

Rapidity gap selection of diffractive events: $\eta_{MAX} < 1.8$

η_{MAX} = pseudorapidity of the most forward energy deposit

Rapidity gap events with a LP

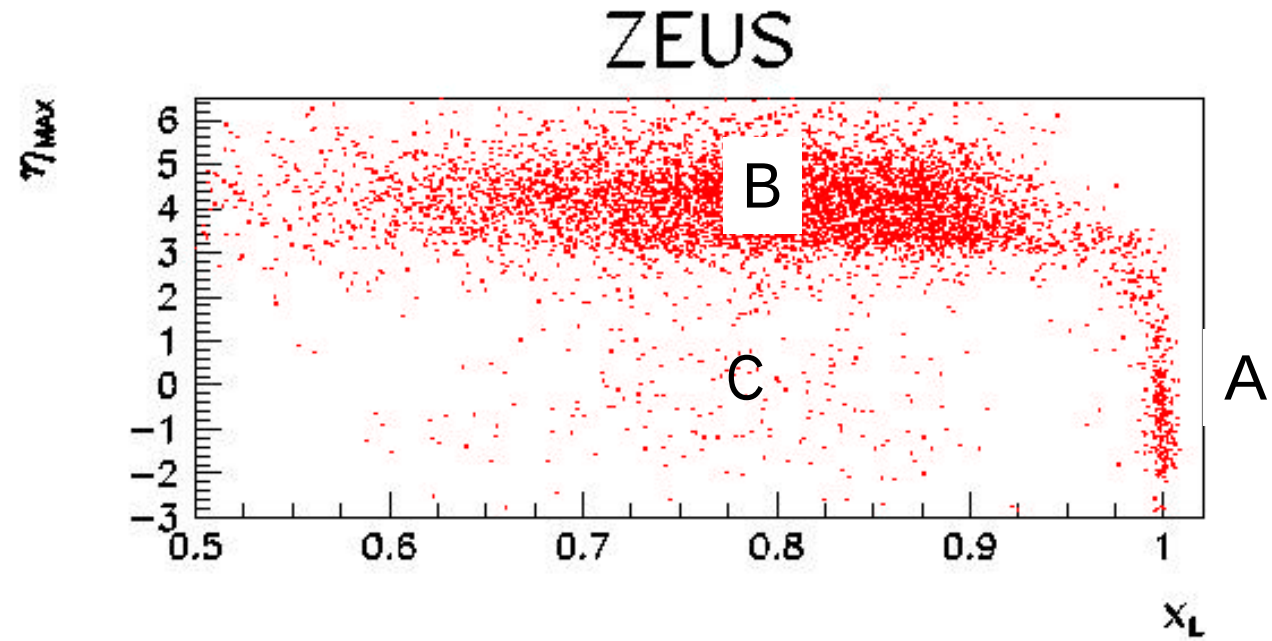

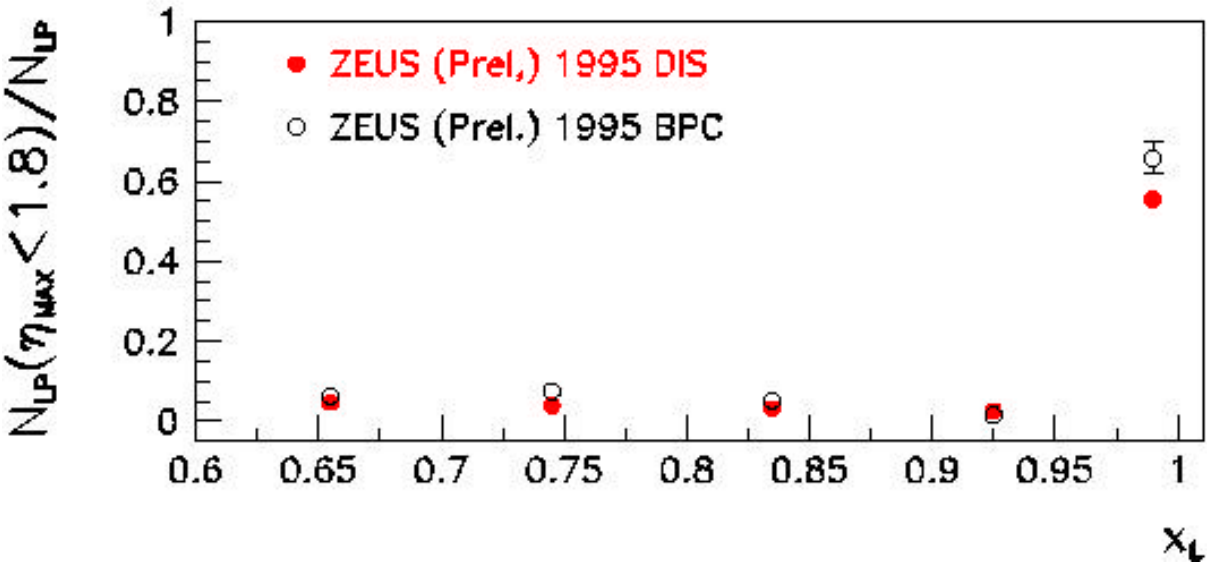

A: a rapidity gap is observed in ZEUS, diffractive events;

B: high η_{MAX}, lower x_L , higher mass

$$M_X \propto \sqrt{1-x-x_L}$$

C: proton diffractive dissociation.

⇒ diffractive dissociation accounts for a small fraction of the low x_L protons

Inclusive/semi-inclusive reactions

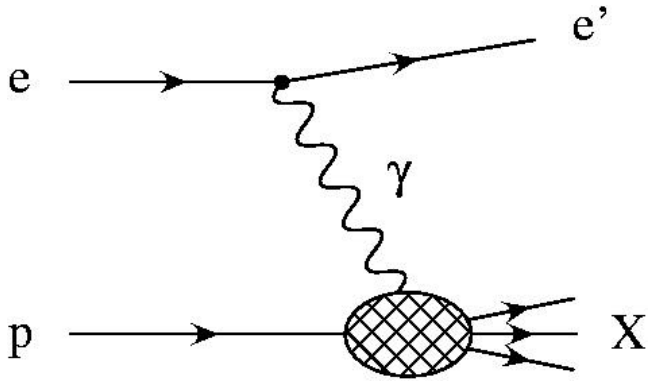

Inclusive reaction ep →eX

$$\frac{d^2\sigma}{dx\,dQ^2} = \frac{4\pi\alpha^2}{x\,Q^4}\left(1 - y + \frac{y^2}{2}\right)F_2\left(x, Q^2\right)$$

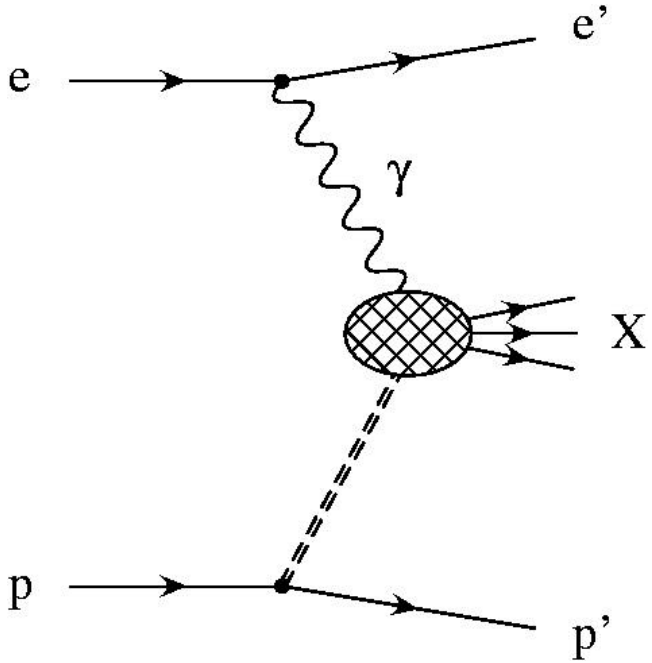

Semi-inclusive case

$$\frac{d^4\sigma}{dx\,dQ^2 dx_L\,dp_t^2} = \frac{4\pi\alpha^2}{x\,Q^4}\left(1 - y + \frac{y^2}{2}\right)F_2^{LP(4)}\left(x, Q^2; x_L, p_t^2\right)$$

in the framework of fracture functions

$$M_2^{p/p}\left(x, Q^2; x_L, p_t^2\right) = F_2^{LP(4)}\left(x, Q^2; x_L, p_t^2\right) = \sum_i e_i^2\, x\, M_i^{p/p}\left(x, Q^2; x_L, p_t^2\right)$$

$M_2^{p/p}$ = structure function of p conditioned to target containing p w/ x_L and p_t^2

Experimental observable $r^{LP(2)}$

Fraction of events with a leading proton:

$$r^{LP(2)}\left(x,Q^2\right)=\frac{N^{LP}\left(x,Q^2,\Delta x_L,\Delta p_t^2\right)}{N\left(x,Q^2\right)}\frac{1}{\varepsilon_{LPS}\left(x_L,p_t^2\right)}$$

with ($0.6 < x_L < 0.97$ and $p_t^2 < 0.5$ GeV^2)

$$r^{LP(2)}\left(x,Q^2\right)=\frac{\overline{F}_2^{LP(2)}\left(x,Q^2\right)}{F_2\left(x,Q^2\right)}$$

where

$$\overline{F}_2^{LP(2)}\left(x,Q^2\right)=\int_{\Delta p_t^2}dp_t^2\int_{\Delta x_L}dx_L\,F_2^{LP(4)}\left(x,Q^2,x_L,p_t^2\right)$$

$r^{LP(2)}$ for LPs

ZEUS

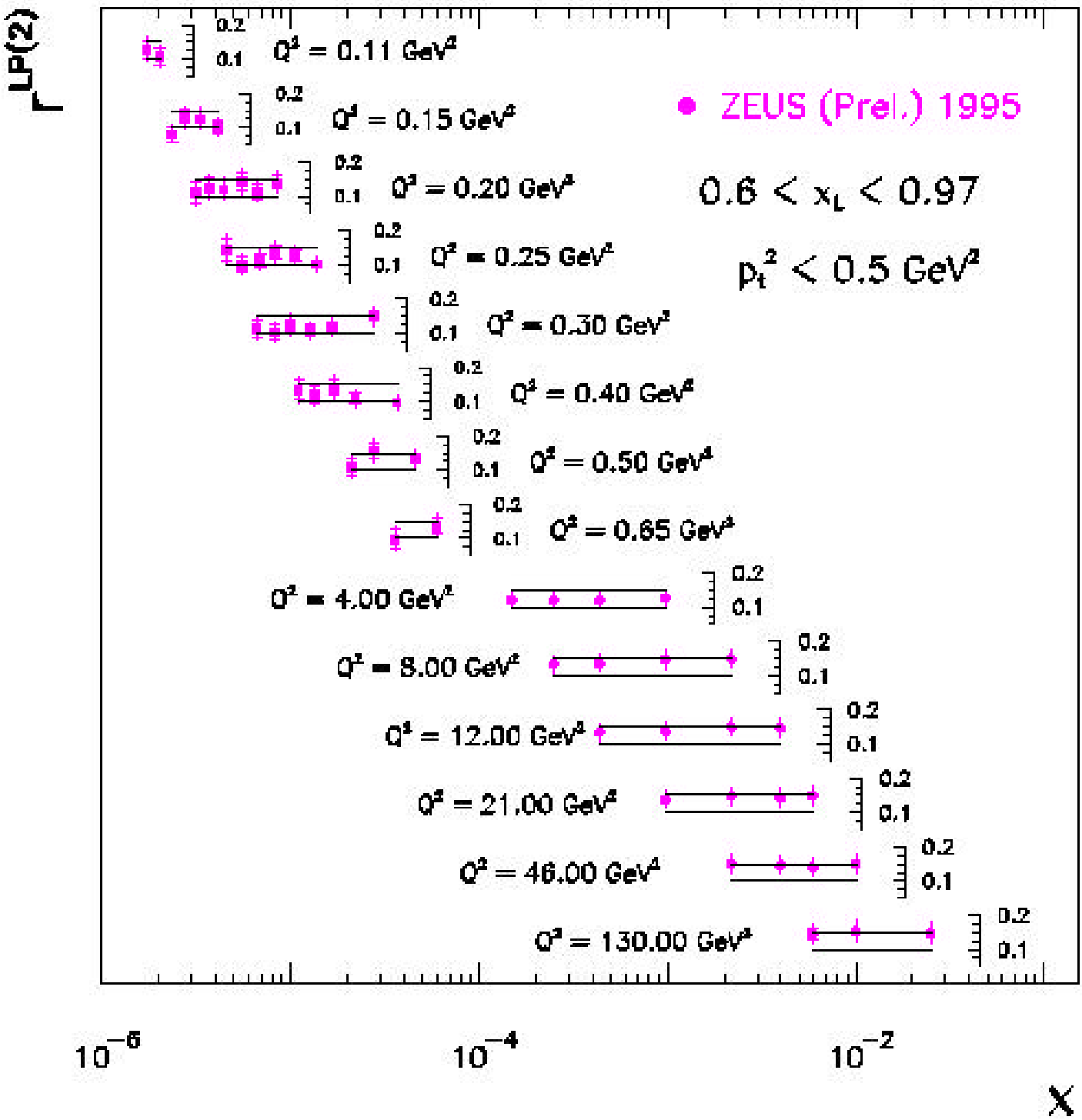

No strong Q^2 or x dependence.

F_2 and $\overline{F}_2^{LP(2)}$ have similar (x,Q^2) dependence.

Experimental observable $r^{LP(3)}$

Fraction of events with a leading proton:

$$r^{LP(3)}\left(x,Q^2;x_L\right)=\frac{N^{LP}\left(x,Q^2;x_L,\Delta p_t^2\right)}{N\left(x,Q^2\right)}\frac{1}{\varepsilon_{LPS}\left(x_L,p_t^2\right)}$$

with ($0.6 < x_L < 0.97$ and $p_t^2 < 0.5$ GeV^2)

$$r^{LP(3)}\left(x,Q^2;x_L\right)=\frac{\overline{F}_2^{LP(3)}\left(x,Q^2;x_L\right)}{F_2\left(x,Q^2\right)}$$

where

$$\overline{F}_2^{LP(3)}\left(x,Q^2;x_L\right)=\int_{\Delta p_t^2} dp_t^2\ F_2^{LP(4)}\left(x,Q^2,x_L,p_t^2\right)$$

$r^{LP(3)}$ BPC sample ($p_t^2 < 0.5$ GeV^2)

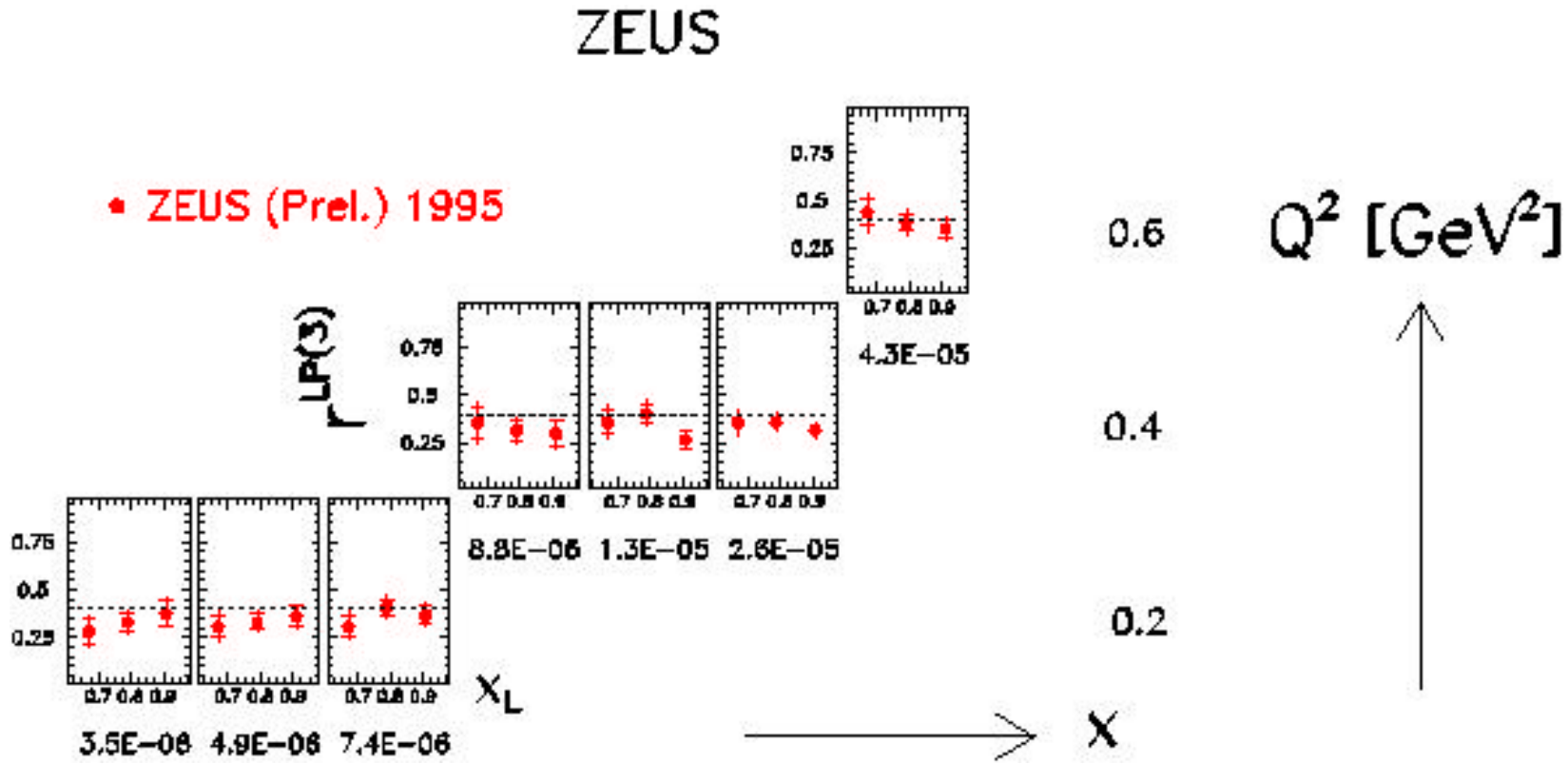

No strong Q^2, x or x_L dependence.

F_2 and $\overline{F}_2^{LP(3)}$ have similar (x,Q^2) dependence.

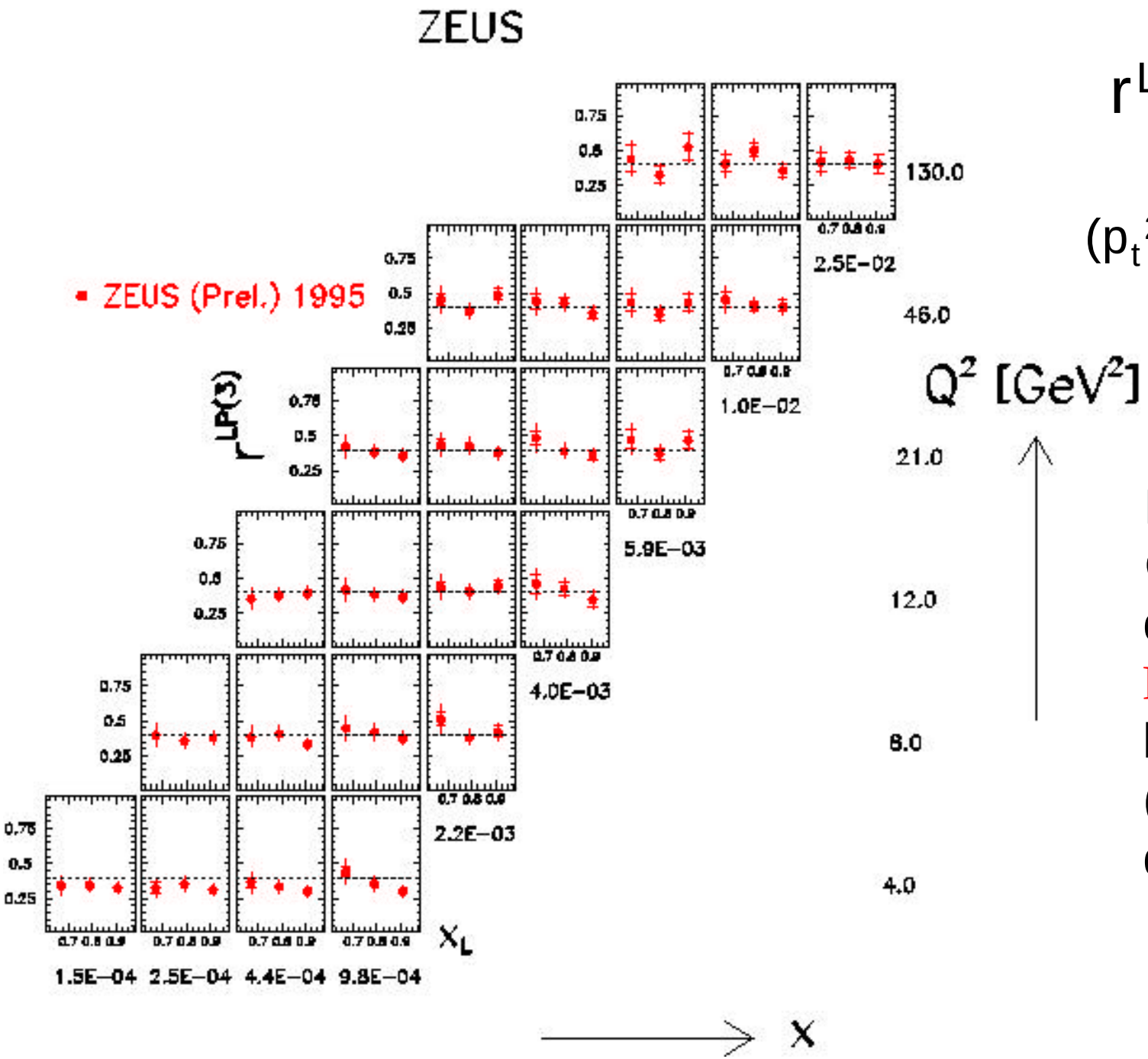

$r^{LP(3)}$ DIS sample

($p_t^2 < 0.5$ GeV^2)

No strong Q^2, x or x_L dependence.

F_2 and $\overline{F}_2^{LP(3)}$ have similar (x,Q^2) dependence.

$F_2^{LP(3)}$ BPC sample

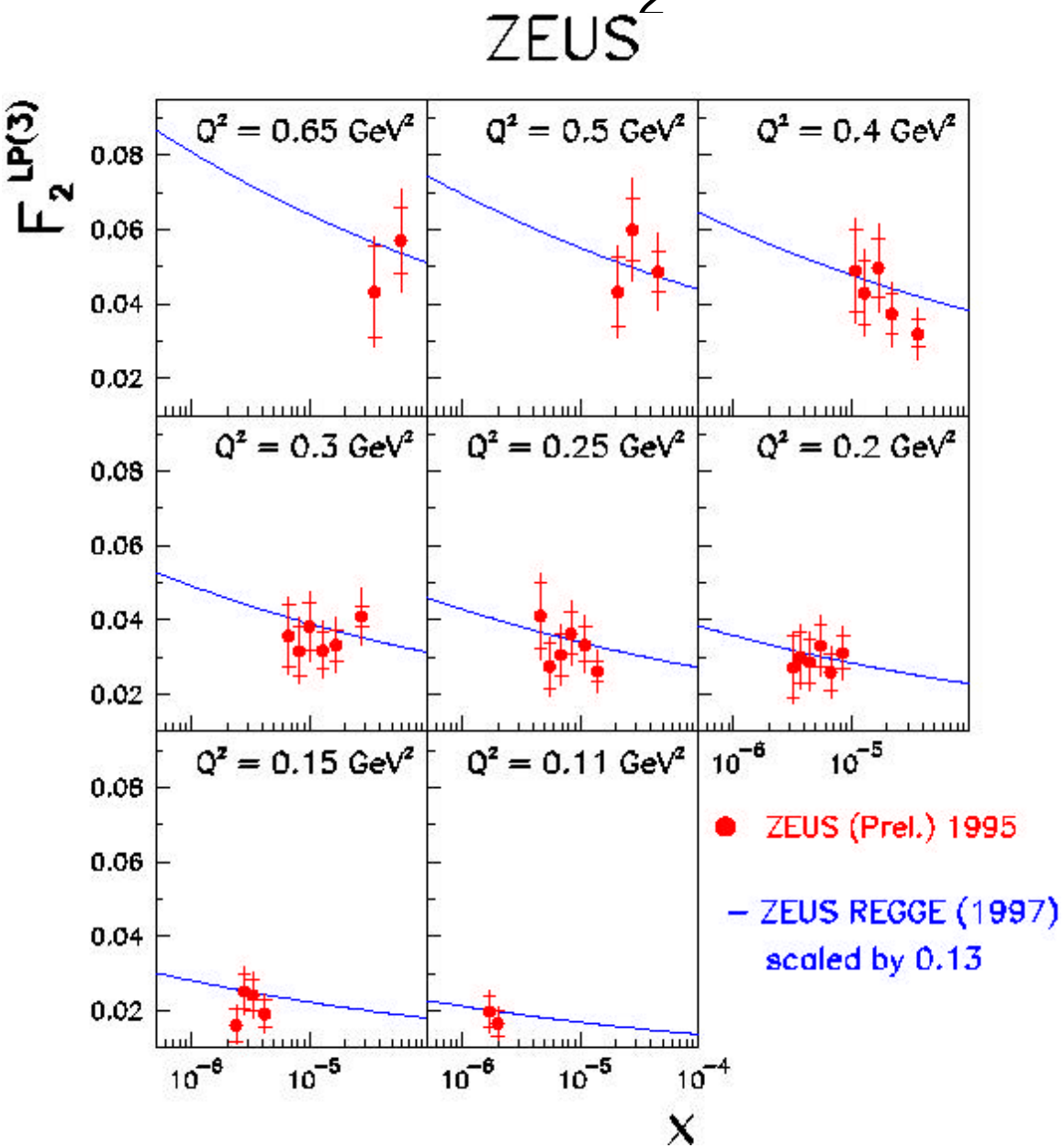

Ratio multiplied by a parameterization of the measured F_2

ZEUS Regge = Fit to published ZEUS low Q^2 F_2 data

Parameterization scaled down to 0.13 describes the trend of the data

$F_2^{LP(3)}$ DIS sample

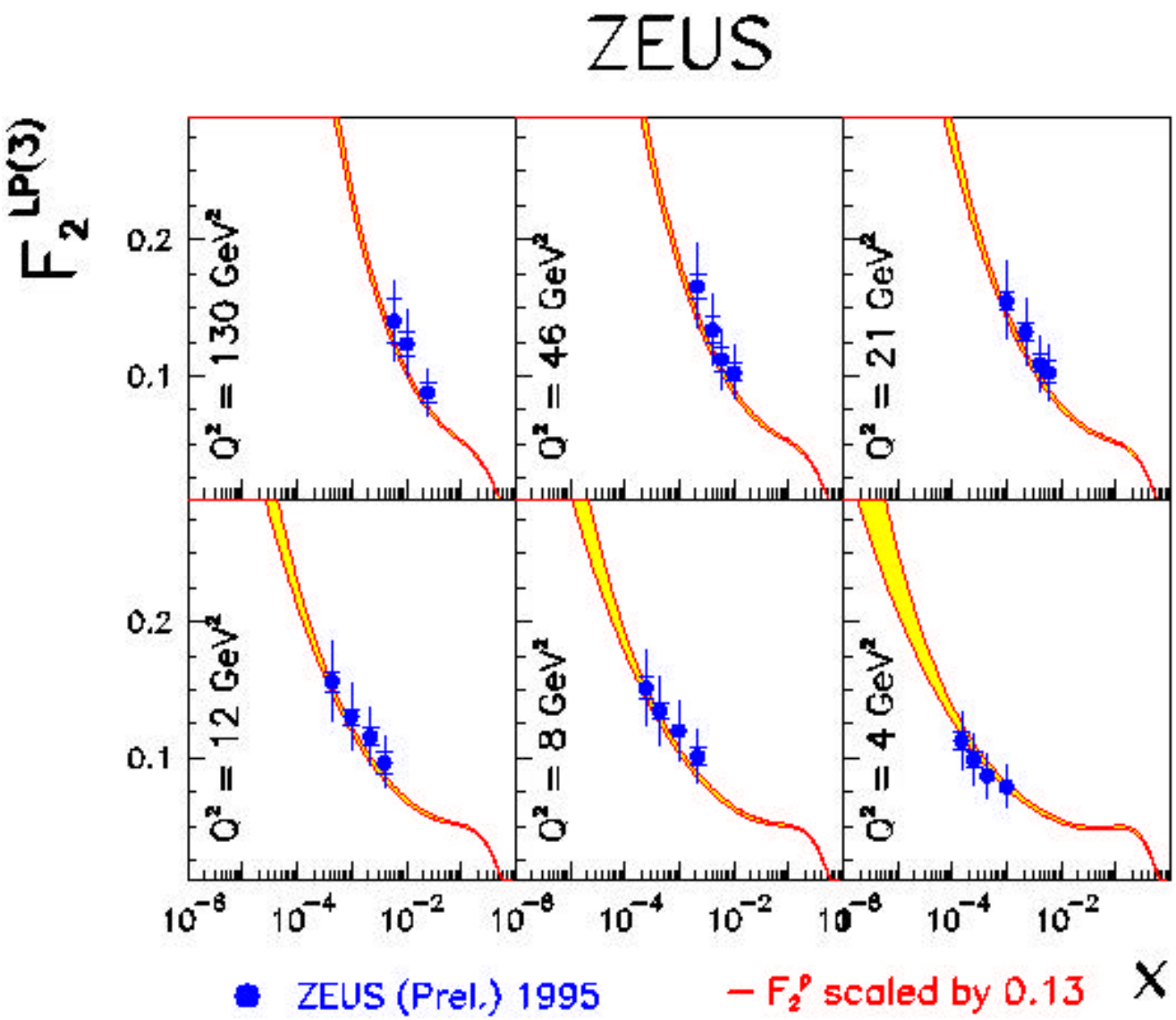

Ratio multiplied by a parametrization of the measured F_2 (M.Botje QCD fit)

F_2 scaled by 0.13

follows the data but higher Q^2 seems to prefer higher values.

$F_2^{LP(3)}$ ZEUS-H1 comparison

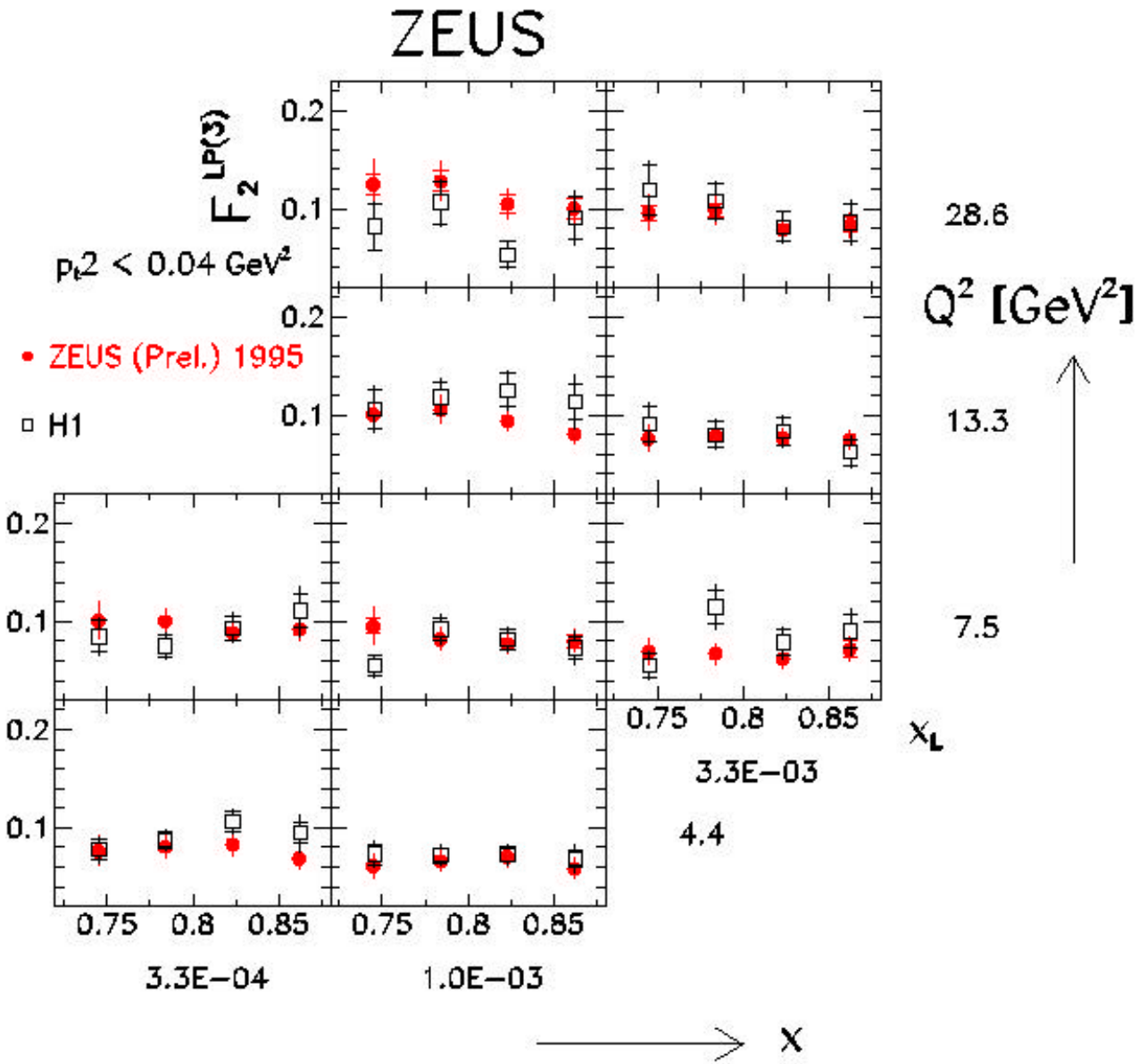

Restricting the kinematic range to H1 FPS:

- $p_t < 200$ MeV
- $0.7 < x_L < 0.9$

- $2 < Q^2 < 50$ GeV^2
- $6 \cdot 10^{-5} < x < 6 \cdot 10^{-3}$

⇓

reasonable agreement between the measurements

$F_2^{LN(3)}$ DIS sample

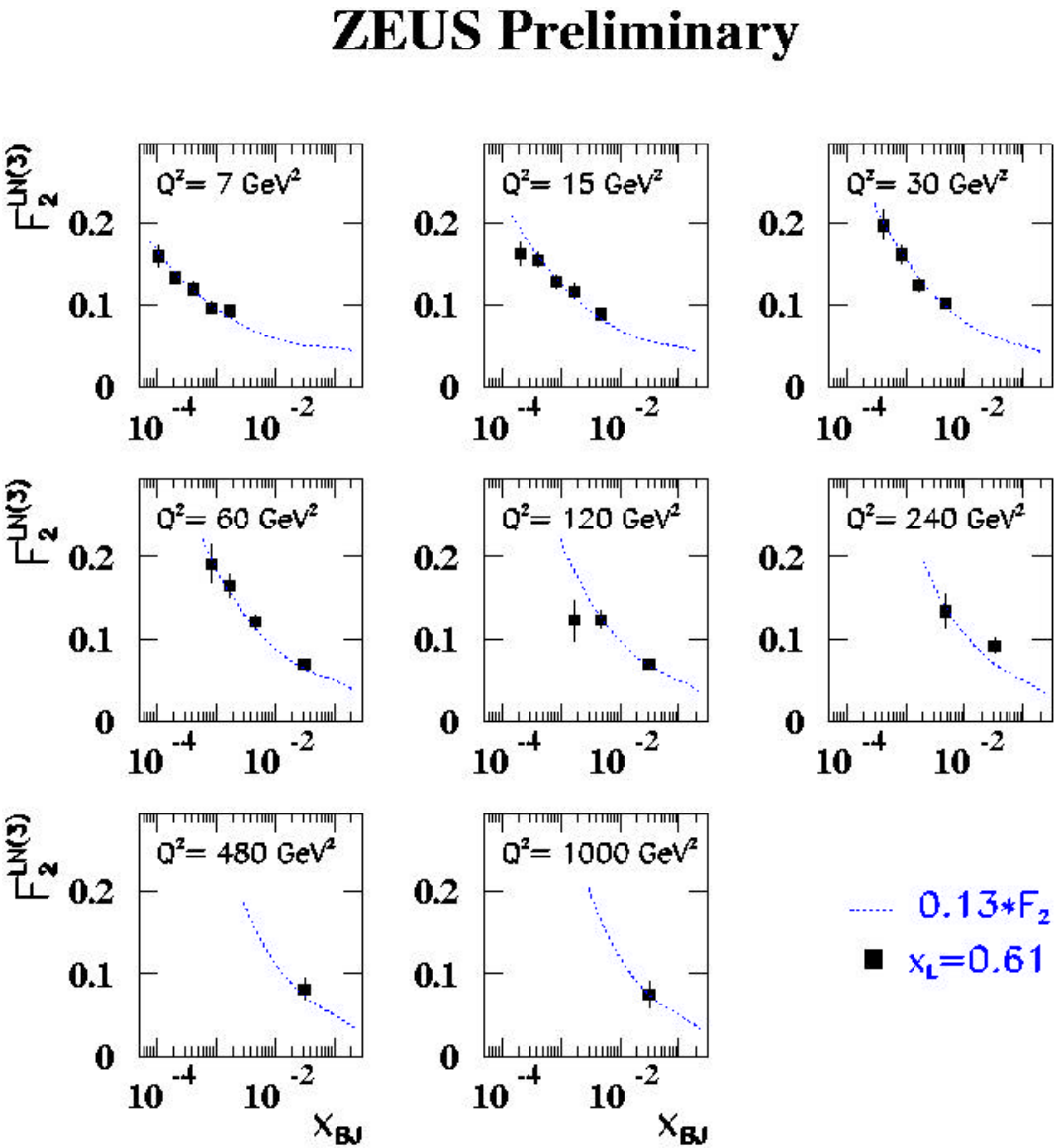

Ratio (p_t < 0.4 GeV) multiplied by a parametrization of the measured F_2

(M.Botje QCD fit)

Parametrization scaled down to 0.13 describes the trend of the data

(accidental similarity with protons, <u>different acceptance and production rates</u>!)

Q^2 dependence of r – protons and neutrons

Averaging $r^{LP(3)}$ over x and x_L reveals a small violation of factorization: 15% for $Q^2 \sim 0.1$ to 100 GeV^2

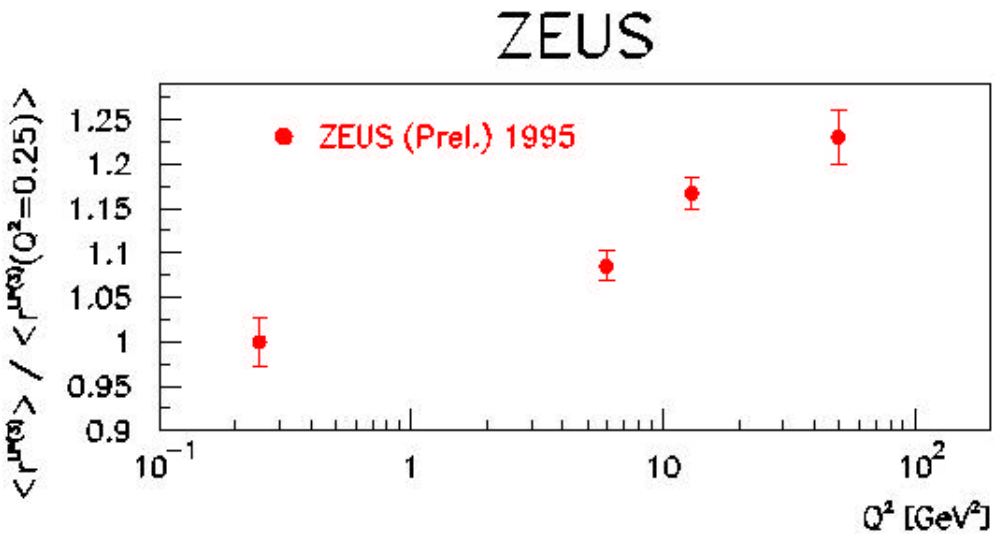

LP

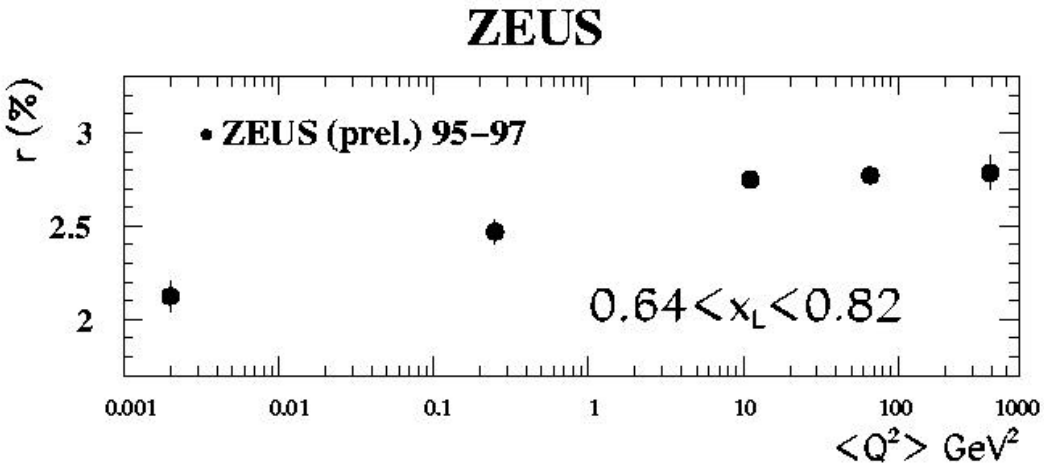

LN

- different evolution of F_2 and $M_2^{p/p}$ (or $M_2^{p/n}$)?
- absorptive effects in the γ^*p system (smaller γ size at higher Q^2)?

Conclusions

- r^{LP} is approx. independent of Q^2, x (and x_L) over a wide region ($0.1 < Q^2 < 254$ GeV^2 and $10^{-6} < x < 2 \bullet 10^{-2}$) suggesting factorization of proton and electron vertices;
- F_2 and F_2^{LP} ($\sim M_2^{p/p}$) have similar Q^2,x dependence and F_2^{LP} is independent of x_L

- However there is a weak dependence of r^{LP} on Q^2: 15% for Q^2 varying from 0.1 to 100 GeV^2 $\Rightarrow$ small factorization breaking ($\Rightarrow$ absorptive effects ? $\Rightarrow$ Different evolution of F_2 and F_2^{LP} ?)

- Similar effect seen in the neutrons.

Reserve transparencies

σ_{LN}/σ

σ_{LN}/σ versus x_L and Q^2 for different y ranges

independent of y

- □ $0.08 < y < 0.23$
- ● $0.23 < y < 0.37$
- △ $0.37 < y < 0.54$

slow rise at low x_L, ~ constant for $x_L > 0.64$

line = linear fit to $\log Q^2$ including all y bins

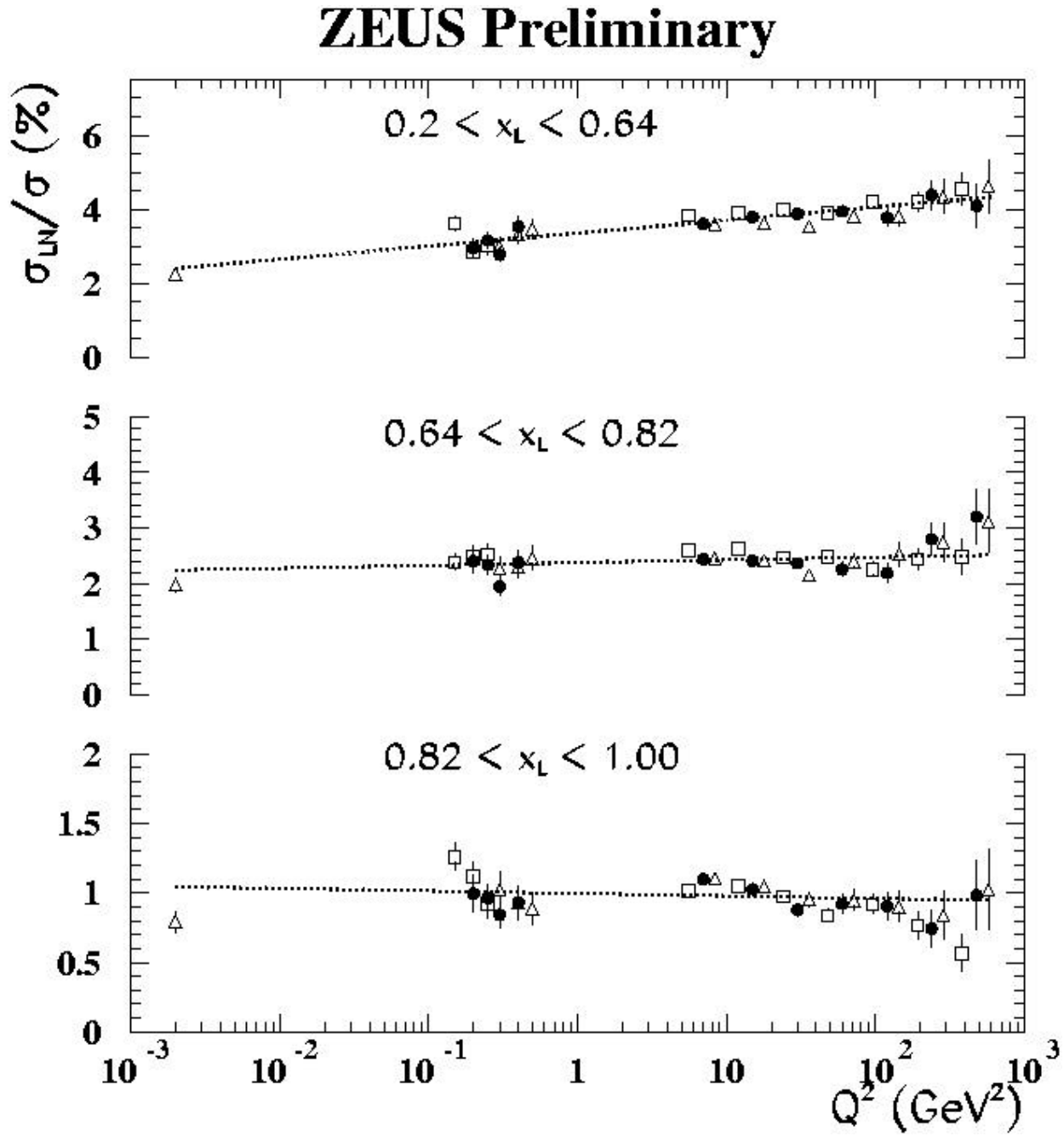

Leading neutron spectra vs Q^2

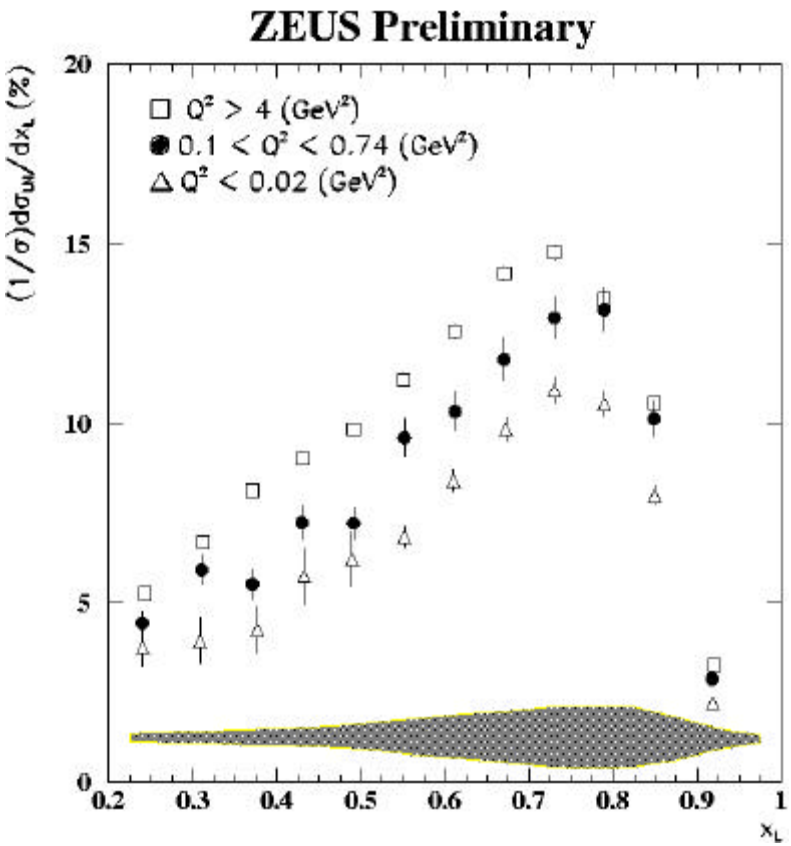

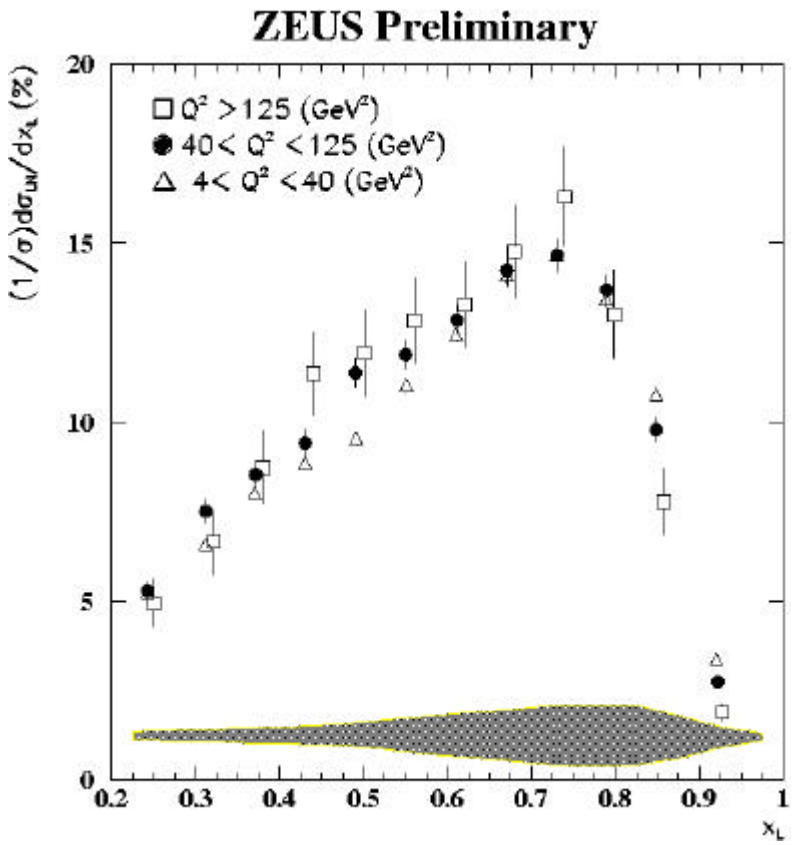

Data integrated up to $p_t = 0.66\ x_L$

Shape is similar, but fraction of neutrons increasing with Q^2