



## Recent results on heavy quark production at HERA

Oleksandr Zenaiev (DESY)  
on behalf of H1 and ZEUS collaborations

- Preliminary results:

[https://www.desy.de/h1zeus/combined\\_results/index.php?do=heavy\\_flavours](https://www.desy.de/h1zeus/combined_results/index.php?do=heavy_flavours)

H1prelim-17-071, ZEUS-prel-17-01

H1prelim-18-071, ZEUS-prel-17-01-extension

- Paper about to be released on arXiv

Rencontres de Moriond, QCD and High Energy Interactions  
La Thuile, 17-24 March 2018

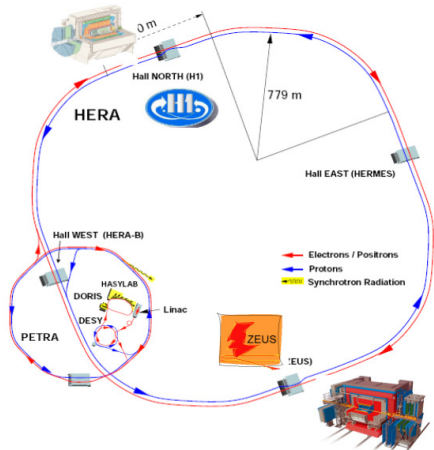
# Experimental set-up

## HERA Collider

- $ep$  collisions
- $\sqrt{s} = 300 \dots 318 \text{ GeV}$   
and lower energy runs

## H1 and ZEUS:

- $4\pi$  multipurpose detectors
- $\mathcal{L} \sim 500 \text{ pb}^{-1}$   
per each experiment



$$E_p = 920 \text{ GeV} \quad E_e = 27.5 \text{ GeV}$$
$$\sqrt{s} = 318 \text{ GeV}$$

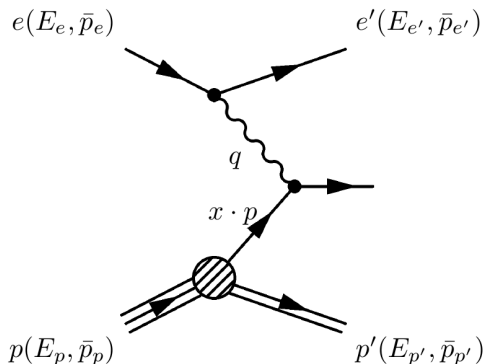
$$Q^2 = -q^2 = -(\mathbf{e} - \mathbf{e}')^2$$

$$x_{Bj} = \frac{Q^2}{2q \cdot p} \quad (= x \text{ in QPM})$$

$$y = \frac{q \cdot p}{q \cdot e}$$

$$s = (\mathbf{e} + \mathbf{p})^2$$

$$Q^2 = sx_{Bj}y$$



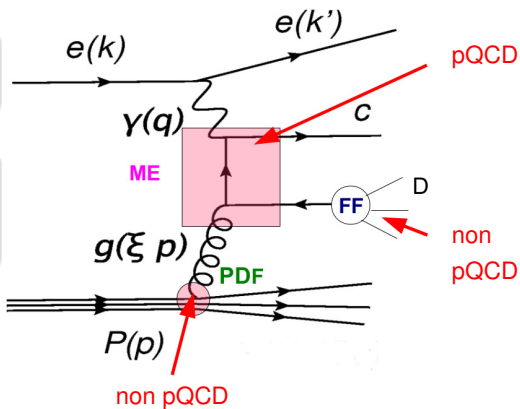
- Any two of the variables ( $Q^2$ ,  $x_{Bj}$ ,  $y$ ) define kinematics
- $Q^2 > 1 \text{ GeV}^2$  — deep inelastic scattering (DIS)
- $Q^2 < 1 \text{ GeV}^2$  — photoproduction processes (PHP)

# Heavy flavour (HF) production in DIS

Test of pQCD (multiple hard scales:  $Q^2, p_T(Q), m_Q$ )

Charm and beauty in DIS are predominantly produced via Boson-Gluon Fusion (BGF)

$$\sigma = \text{PDF} \otimes \text{ME} \otimes \text{FF}$$



Production is directly sensitive to  $g$  PDF in the proton and HQ masses

PDF: parton distribution functions

ME: (hard) matrix element

FF: fragmentation function & fraction

## Fixed Flavour Number Scheme (FFNS)

- c,b-quarks are massive  $\Rightarrow$  not a part of the proton, produced perturbatively in hard scattering
- valid for  $Q^2 \sim m_{c,b}^2$

## Zero Mass Variable Flavour Number Scheme (ZMVFNS)

- c,b-quarks are massless  $\Rightarrow$  a part of the proton
- valid for  $Q^2 \gg m_{c,b}^2$

## General Mass Variable Flavour Number Scheme (GMVFNS)

- equivalent to FFNS at low  $Q^2$
- equivalent to ZMVFNS at high  $Q^2$
- not unique (RT, ACOT, FONLL, ...)

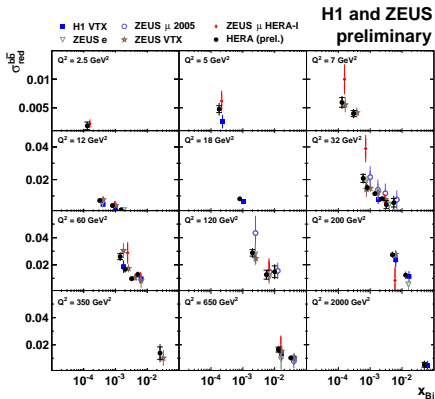
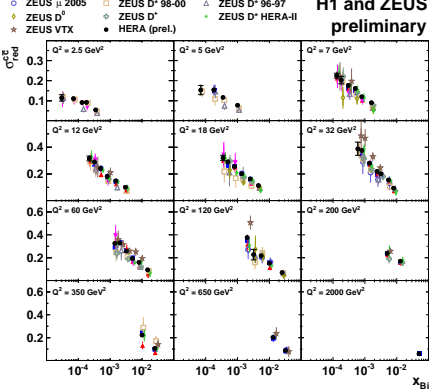
detailed discussion in [EPJ C73 (2013) 2311]

# Input data

Data set	Tagging	$Q^2$ range [GeV <sup>2</sup> ]	$N_c$	$\mathcal{L}$ [pb <sup>-1</sup> ]	$\sqrt{s}$ [GeV]	$N_b$
1 H1 VTX [8]	VTX	5 – 2000	29	245	318	12
2 H1 $D^{*+}$ HERA-I [9]	$D^{*+}$	2 – 100	17	47	318	
3 H1 $D^{*+}$ HERA-II (medium $Q^2$ ) [10]	$D^{*+}$	5 – 100	25	348	318	
4 H1 $D^{*+}$ HERA-II (high $Q^2$ ) [11]	$D^{*+}$	100 – 1000	6	351	318	
5 ZEUS $D^{*+}$ 96-97 [12]	$D^{*+}$	1 – 200	21	37	300	
6 ZEUS $D^{*+}$ 98-00 [13]	$D^{*+}$	1.5 – 1000	31	82	318	
7 ZEUS $D^0$ 2005 [14]	$D^0$	5 – 1000	9	134	318	
8 ZEUS $\mu$ 2005 [7]	$\mu$	20 – 10000	8	126	318	8
9 ZEUS $D^+$ HERA-II [2]	$D^+$	5 – 1000	14	354	318	
10 ZEUS $D^{*+}$ HERA-II [3]	$D^{*+}$	5 – 1000	31	363	318	
11 ZEUS VTX HERA-II [4]	VTX	5 – 1000	18	354	318	17
12 ZEUS $e$ HERA-II [5]	$e$	10 – 1000		363	318	9
13 ZEUS $\mu$ + jet HERA-I [6]	$\mu$	2 – 3000		114	318	11

(corresponding references can be found in backup)

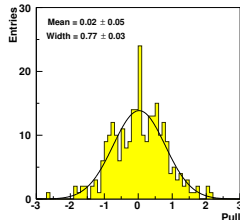
- Combined reduced cross sections:  $\sigma_{\text{red}}^{Q\bar{Q}} = \frac{d^2\sigma^{Q\bar{Q}}}{dx_{\text{Bj}}dQ^2} \cdot \frac{x_{\text{Bj}}Q^4}{2\pi\alpha^2(1+(1-y)^2)}$
- $2.5 \leq Q^2 \leq 2000 \text{ GeV}^2$ ,  $3 \times 10^{-5} \leq x_{\text{Bj}} \leq 5 \times 10^{-2}$
- Input **209 c**, **52 b** data points  $\Rightarrow$  combined **52 c**, **27 b** points
- **Extends previous HERA charm combination with 3 new c data sets and 5 new b: first combination of HERA b data**



$$\chi^2/\text{dof} = 149/187$$

→ input data are consistent

→ significantly reduced uncertainties as compared to the individual measurements



# Theoretical predictions (FFNS) compared to combined data

## Predictions obtained with OPENQCDRAD interfaced in xFitter

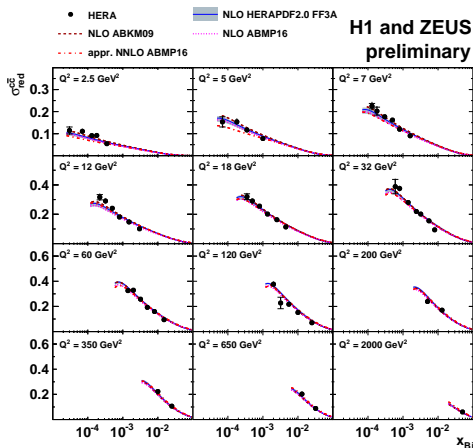
[www-zeuthen.desy.de/~alekhin/OPENQCDRAD](http://www-zeuthen.desy.de/~alekhin/OPENQCDRAD)

[www.xfitter.org](http://www.xfitter.org)

- input PDFs: HERAPDF2.0FF3A, ABM11, ABKM09, ABMP16
- $\mu_f = \mu_r = \sqrt{Q^2 + 4m_Q^2}$ , varied by factor 2 (dominant unc.)
- $m_c(m_c) = 1.27 \pm 0.03$  GeV,  $m_b(m_b) = 4.18 \pm 0.03$  GeV [PDG2016]

FFNS,  $n_f = 3$ : reliable in this kinematic range

## FFNS, CHARM (beauty in BACKUP)





# FFNS predictions compared to data: ratio to HERAPDF2.0FF3A

## Predictions obtained with OPENQCDRAD interfaced in xFitter

[www-zeuthen.desy.de/~alekhin/OPENQCDRAD](http://www-zeuthen.desy.de/~alekhin/OPENQCDRAD)

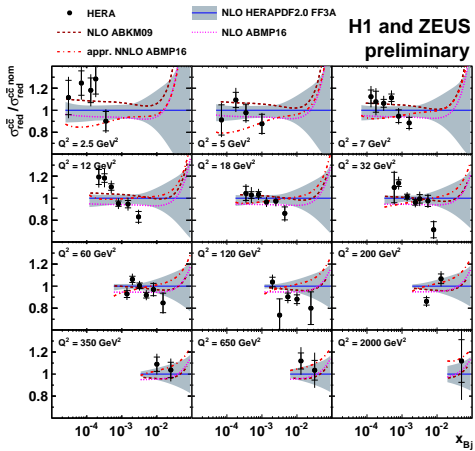
[www.xfitter.org](http://www.xfitter.org)

- input PDFs: HERAPDF2.0FF3A, ABM11, ABKM09, ABMP16
- $\mu_f = \mu_r = \sqrt{Q^2 + 4m_Q^2}$ , varied by factor 2 (dominant unc.)
- $m_c(m_c) = 1.27 \pm 0.03$  GeV,  $m_b(m_b) = 4.18 \pm 0.03$  GeV [PDG2016]

FFNS,  $n_f = 3$ : reliable in this kinematic range

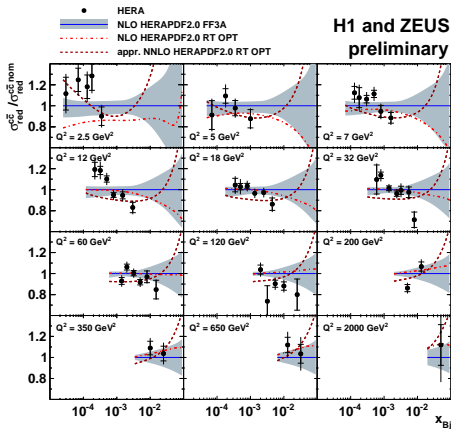
- overall fair description, somewhat different  $x$  slope
- description not improved at approximate NNLO

## FFNS, CHARM (beauty in BACKUP)



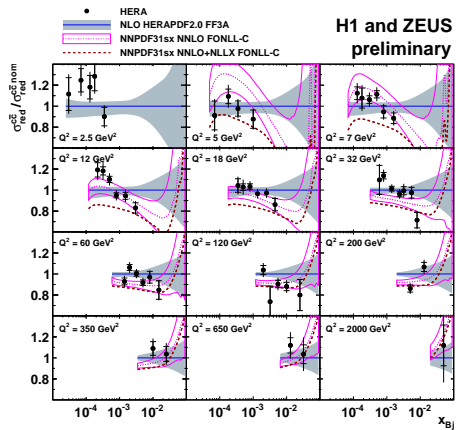
# Theoretical predictions (VFNS) compared to combined data

## RTOPT [default HERAPDF2.0]



## NNPDF3.1 w/ and w/o small- $x$ resummation [1710.05935]

→ F. Giuliani, Wed 18:00, "Recent QCD results from xFitter"



- considered VFNS predictions do not give better data description
- NNPDF3.1: better  $x_{Bj}$  slope, but worse normalisation and  $Q^2$

## Similar to HERAPDF2.0 FF:

- performed using xFitter [[www.xfitter.org](http://www.xfitter.org)]
- inclusive HERA data + **new combined  $c$ & $b$  data**
- NLO DGLAP [QCDNUM] and matrix elements [OPENQCDRAD],  $n_f = 3$
- $\mu_f = \mu_r = \sqrt{Q^2 + 4m_Q^2}$  varied by factor 2 (model unc.)
- **free  $m_c(m_c)$ ,  $m_b(m_b)$**
- $\alpha_s(M_Z)^{n_f=3} = 0.106$  ( $\rightarrow \alpha_s(M_Z)^{n_f=5} = 0.118$ )
- HERAPDF parametrisation, 14p
- fit uncertainty using  $\Delta\chi^2 = 1$ , model and parametrisation uncertainties

$$m_c(m_c) = 1290_{-41}^{+46}(\text{fit})_{-14}^{+62}(\text{mod})_{-31}^{+3}(\text{par}) \text{ MeV}$$

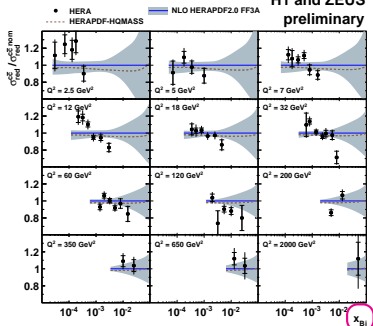
$$m_b(m_b) = 4049_{-109}^{+104}(\text{fit})_{-32}^{+90}(\text{mod})_{-31}^{+1}(\text{par}) \text{ MeV}$$

$\Rightarrow$  **determined precise HQ masses consistent with world average**

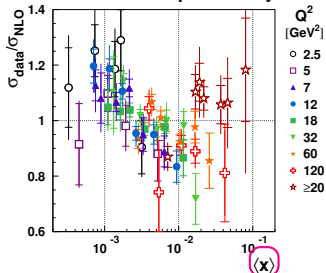
PDG2016:  $m_c(m_c) = 1270 \pm 30 \text{ MeV}$ ,  $m_b(m_b) = 4180_{-30}^{+40} \text{ MeV}$

# QCD analysis of combined charm and beauty data: PDFs

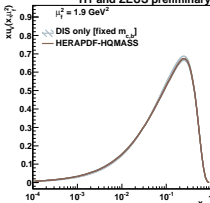
H1 and ZEUS preliminary



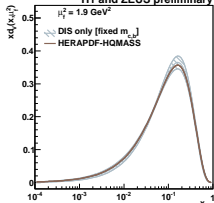
H1 and ZEUS preliminary



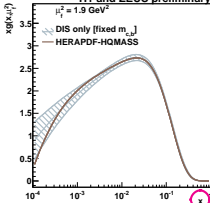
H1 and ZEUS preliminary



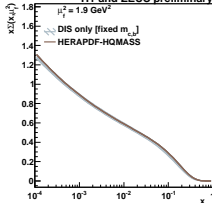
H1 and ZEUS preliminary



H1 and ZEUS preliminary

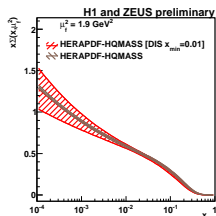
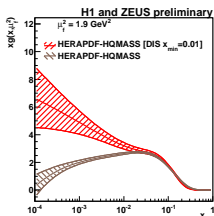
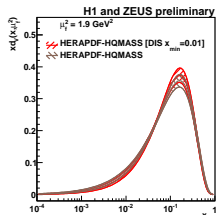
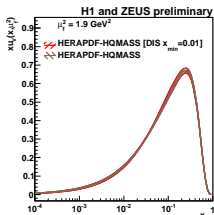
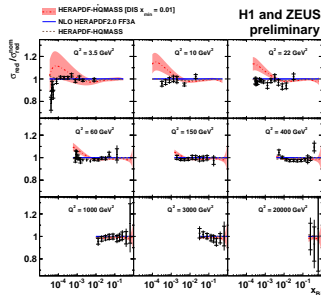
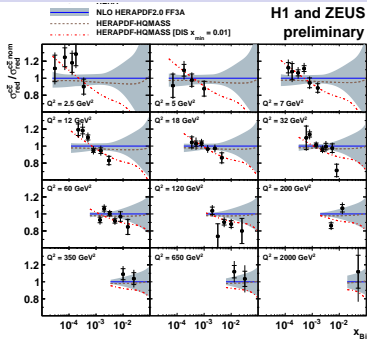


H1 and ZEUS preliminary



- $x \neq x_{Bj}$  for BGF!
- small impact of HF data on PDFs
- difference in  $x$  slope persists after fit

# QCD analysis of combined charm and beauty data: PDFs



- cut  $x_{Bj} > 0.01$  on inclusive data
- observed change for low  $x$  gluon:
- better description of HF data
- but worse of (not fitted) inclusive data

## New combined HERA charm and beauty data:

- improvement in precision w.r.t previous HERA results for charm
- first combined HERA results for beauty
- enable precise determination of charm and beauty masses
- reveal tension in describing simultaneously HF and inclusive HERA data
- paper and public release of data in a few days

[H1prelim-17-071, ZEUS-prel-17-01] [H1prelim-18-071, ZEUS-prel-17-01-extension]

[https://www.desy.de/h1zeus/combined\\_results/index.php?do=heavy\\_flavours](https://www.desy.de/h1zeus/combined_results/index.php?do=heavy_flavours)

## New combined HERA charm and beauty data:

- improvement in precision w.r.t previous HERA results for charm
- first combined HERA results for beauty
- enable precise determination of charm and beauty masses
- reveal tension in describing simultaneously HF and inclusive HERA data
- paper and public release of data in a few days

[H1prelim-17-071, ZEUS-prel-17-01] [H1prelim-18-071, ZEUS-prel-17-01-extension]

[https://www.desy.de/h1zeus/combined\\_results/index.php?do=heavy\\_flavours](https://www.desy.de/h1zeus/combined_results/index.php?do=heavy_flavours)

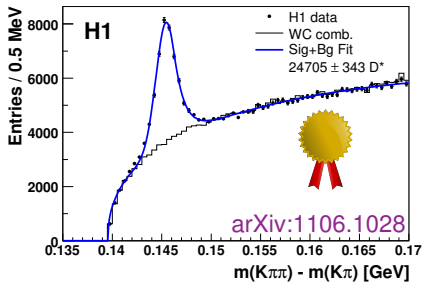
*H1 and ZEUS continue producing valuable QCD results  
after > 10 years of HERA shutdown!*

# BACKUP

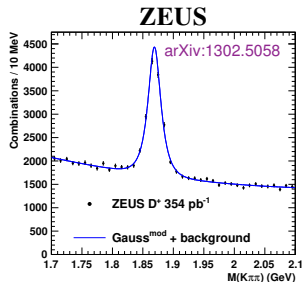


# BACKUP. Measurement of charm production at HERA

“Golden” decay channel  
 $D^* \rightarrow D^0(K\pi)\pi_s$



Weakly decaying charm  
 hadrons

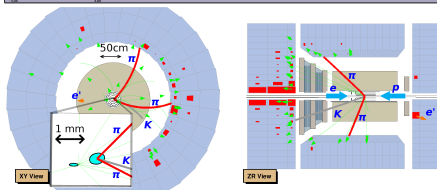


Dedicated H1ZEUS combination:

“Combination of differential  $D^{*\pm}$   
 cross-section measurements in  
 deep-inelastic ep scattering at HERA”

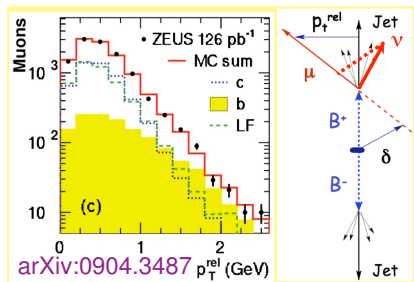
[JHEP09 (2015) 149]

ZEUS Run 01453 Event 76692				date: 26-11-2006 time: 08:38:10	
$E_{e^+}$ 11.0 GeV	$E_{e^-}$ 27.6 GeV	$E_{\text{beam}}$ 28.3 GeV	$E_{\text{beam}}$ 28.3 GeV	$E_{\text{beam}}$ 28.3 GeV	$E_{\text{beam}}$ 28.3 GeV
$\theta_{e^+}$ 2.0 GeV	$\theta_{e^-}$ 2.0 GeV	$\theta_{\text{beam}}$ 2.0 GeV	$\theta_{\text{beam}}$ 2.0 GeV	$\theta_{\text{beam}}$ 2.0 GeV	$\theta_{\text{beam}}$ 2.0 GeV
$\theta_{\text{beam}}$ 2.0 GeV	$\theta_{\text{beam}}$ 2.0 GeV	$\theta_{\text{beam}}$ 2.0 GeV	$\theta_{\text{beam}}$ 2.0 GeV	$\theta_{\text{beam}}$ 2.0 GeV	$\theta_{\text{beam}}$ 2.0 GeV
$\theta_{\text{beam}}$ 2.0 GeV	$\theta_{\text{beam}}$ 2.0 GeV	$\theta_{\text{beam}}$ 2.0 GeV	$\theta_{\text{beam}}$ 2.0 GeV	$\theta_{\text{beam}}$ 2.0 GeV	$\theta_{\text{beam}}$ 2.0 GeV

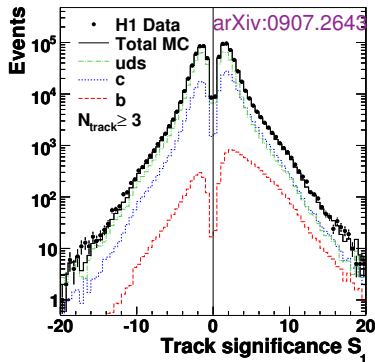


# BACKUP. Measurement of $c$ and $b$ production at HERA

## Semi-leptonic (SL) HQ decays



## Inclusive lifetime tagging



Recent reviews of HF production at HERA:

- O. Behnke, A. Geiser, M. Lisovskyi, “Charm, Beauty and Top at HERA”, Prog. Part. Nucl. Phys. 84 (2015) 1
- O.Z., “Charm Production and QCD Analysis at HERA and LHC”, Eur. Phys. J. C77 (2017) 151

## BACKUP. Combination procedure

- fiducial cross sections extrapolated to full phase space using consistent NLO predictions [HVQDIS], account for relevant unc.
- combined at the level of **reduced cross sections**  $\sigma_{\text{red}}^{c\bar{c}}$ ,  $\sigma_{\text{red}}^{b\bar{b}}$   
$$\sigma_{\text{red}}^{Q\bar{Q}} = \frac{d^2\sigma^{Q\bar{Q}}}{dx_{\text{Bj}}dQ^2} \cdot \frac{x_{\text{Bj}}Q^4}{2\pi\alpha^2(1+(1-y)^2)}$$
 (full phase space)  
( $Q\bar{Q}$  stands either for  $c\bar{c}$  or  $b\bar{b}$ )
- combination accounts for correlation of systematic uncertainties, as well as correlation of  $c$  and  $b$  from same measurements
- $\Rightarrow$  **significant improvement in precision** via cross calibration of different measurement techniques and  $c/b$

## Combined using HERAverager program

[<https://wiki-zeuthen.desy.de/HERAverager>]

well established combination method used in:

- previous HERA charm combination [EPJ C73 (2013) 2311]
- HERAPDF2.0 [EPJ C75 (2015) 580]
- ATLAS papers [1603.09222, 1512.02192, 1606.01736, 1612.03016]

- [2] H. Abramowicz *et al.* [ZEUS Collaboration], "Measurement of  $D^{\pm}$  Production in Deep Inelastic ep Scattering with the ZEUS detector at HERA", JHEP **05**, (2013) 023 [arXiv:1302.5058].
- [3] H. Abramowicz *et al.* [ZEUS Collaboration], "Measurement of  $D^{\pm}$  Production in Deep Inelastic Scattering at HERA", JHEP **05**, (2013) 097 [arXiv:1303.6578]. Erratum-ibid JHEP **02**, (2014) 106.
- [4] H. Abramowicz *et al.* [ZEUS Collaboration], "Measurement of beauty and charm production in deep inelastic scattering at HERA and measurement of the beauty-quark mass", JHEP **09**, (2014) 127 [arXiv:1405.6915].
- [5] H. Abramowicz *et al.* [ZEUS Collaboration], "Measurement of beauty production in deep inelastic scattering at HERA using decays into electrons", Eur. Phys. J. **C71**, (2011) 1573 [arXiv:1101.3692].
- [6] H. Abramowicz *et al.* [ZEUS Collaboration], "Measurement of beauty production in DIS and F2bb extraction at ZEUS", Eur. Phys. J. **C69**, (2010) 347 [arXiv:1005.3396].
- [7] S. Chekanov *et al.* [ZEUS Collaboration], "Measurement of charm and beauty production in deep inelastic ep scattering from decays into muons at HERA", Eur. Phys. J. **C65**, (2010) 65 [arXiv:0904.3487].
- [8] F. D. Aaron *et al.* [H1 Collaboration], "Measurement of the Charm and Beauty Structure Functions using the H1 Vertex Detector at HERA", Eur. Phys. J. **C65**, (2010) 89 [arXiv:0907.2643].
- [9] A. Aktas *et al.* [H1 Collaboration], "Production of  $D^{*+}$  Mesons with Dijets in Deep-Inelastic Scattering at HERA", Eur. Phys. J. **C51**, (2007) 271 [hep-ex/0701023].
- [10] F. D. Aaron *et al.* [H1 Collaboration], "Measurement of  $D^{*{\pm}}$  Meson Production and Determination of  $F_2^{charm}$  at low  $Q^2$  in Deep-Inelastic" Eur. Phys. J. **C71**, (2011) 1769 [arXiv:1106.1028].
- [11] F. D. Aaron *et al.* [H1 Collaboration], "Measurement of the  $D^{*+}$  Meson Production Cross Section and  $F(2)^*(c\text{-}\bar{c})$ , at High  $Q^{*2}$ , in ep Scattering at HERA", Phys. Lett. **B686**, (2010) 91 [arXiv:0911.3989].
- [12] J. Breitweg *et al.* [ZEUS Collaboration], "Measurement of  $D^{*+}$  production and the charm contribution to F2 in deep inelastic scattering at HERA", Eur. Phys. J. **C12**, (2000) 35 [hep-ex/9908012].
- [13] S. Chekanov *et al.* [ZEUS Collaboration], "Measurement of  $D^{*+}$  production in deep inelastic  $e^+p$  scattering at HERA", Phys. Rev. **D69**, (2004) 012004 [hep-ex/0308068].
- [14] S. Chekanov *et al.* [ZEUS Collaboration], "Measurement of  $D^{*+}$  and  $D_0$  production in deep inelastic scattering using a lifetime tag at HERA", Eur. Phys. J. **C63**, (2009) 171 [arXiv:0812.3775].

## BACKUP. Combination procedure

- Take measured visible x-section  $\sigma_{\text{vis}}$  and extrapolate to full phase space  $\sigma_{\text{red}}$  using consistent NLO setup:  $\sigma_{\text{red}} = \sigma_{\text{vis}} \frac{\sigma_{\text{red}}^{\text{NLO}}}{\sigma_{\text{vis}}^{\text{NLO}}}$  [HVQDIS]
- Combine  $\sigma_{\text{red}}$  accounting for bin-to-bin correlations [HERAverager]

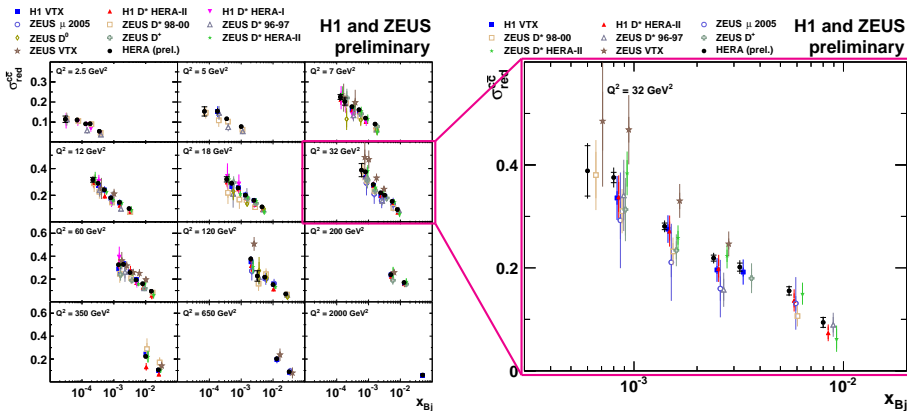
### NLO setup for extrapolation as in [DESY-12-172]

- pole masses  $m_c = 1.5 \pm 0.15$  GeV,  $m_b = 4.5 \pm 0.25$  GeV  
consistent with extracted from data:  $m_c = 1.43 \pm 0.04$  GeV,  $m_b = 4.35 \pm 0.11$  GeV  
and consistent with PDG:  $m_c = 1.67 \pm 0.07$  GeV,  $m_b = 4.78 \pm 0.06$  GeV
- $\mu_R = \mu_F = \sqrt{Q^2 + 4m_Q^2}$ , varied simultaneously by factor 2
- $\alpha_s^{n_f=3}(M_Z) = 0.105 \pm 0.002$  [ $\alpha_s^{n_f=5}(M_Z) = 0.116 \pm 0.002$ ]
- HERAPDF1.0 FFNS,  $n_f = 3$ , assign 2% uncor. unc.  
(checked vs HERAPDF2.0: see backup)
- $c$  fragmentation: Kartvelishvili frag. function parametrised as step function with  $k_T$  kink (H1, ZEUS meas. [DESY-08-080, DESY-08-209])
- $b$  fragmentation: Peterson  $\epsilon_b = 0.0035 \pm 0.0020$  [NP B565 (2000) 245]
- charm fragmentation fractions [EPJ C76 (2016) 397]
- branching ratios PDG2016
- hadronisation uncertainties for data with jets in the final state

$$\chi^2(\mathbf{m}, \mathbf{b}) = \sum_{e=1}^{N_e} \sum_{i=1}^{N_m} \frac{\left(m_i - \sum_{j=1}^{N_s} \Gamma_i^{e,j} b^{e,j} - \mu_i^e\right)^2}{\sigma_i^{e2}} + \sum_{j=1}^{N_s} b^{e,j2}$$

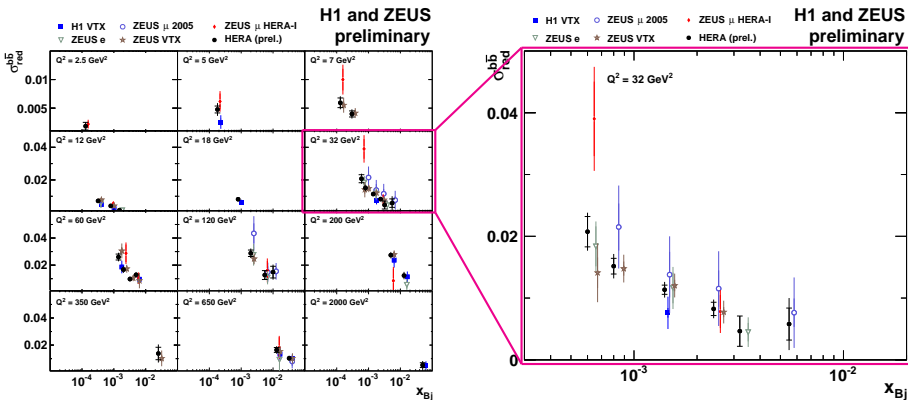
Minimised in iterative procedure

## CHARM



→ **Significantly improved precision compared to input measurements**

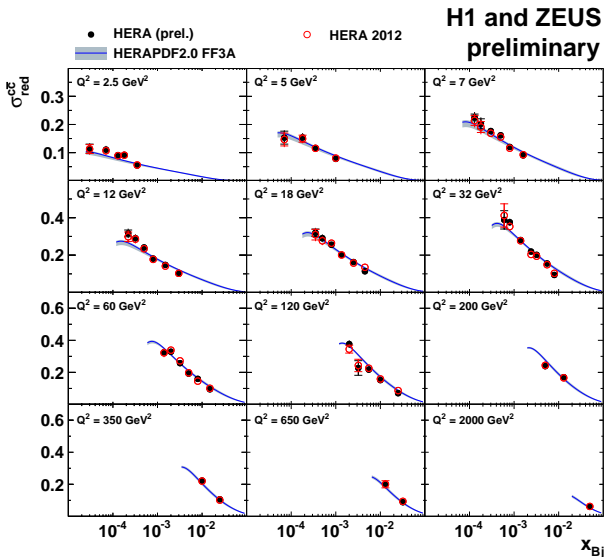
## BEAUTY



→ **Significantly improved precision compared to input measurements**



# BACKUP. New charm data compared to previous HERA results



# BACKUP. FFNS predictions compared to beauty data

## Predictions obtained with OPENQCDRAD interfaced in xFitter

[www-zeuthen.desy.de/~alekhin/OPENQCDRAD](http://www-zeuthen.desy.de/~alekhin/OPENQCDRAD)

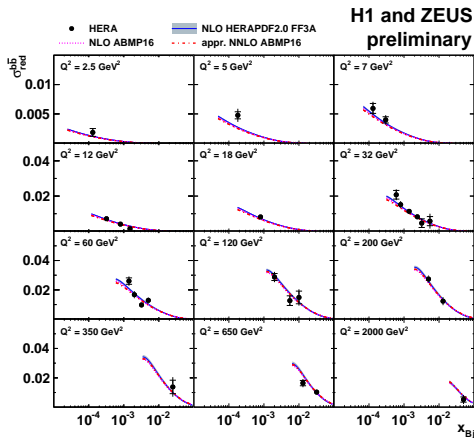
[www.xfitter.org](http://www.xfitter.org)

- input PDFs: HERAPDF2.0FF3A, ABM11, ABKM09, ABMP16
- $\mu_f = \mu_r = \sqrt{Q^2 + 4m_Q^2}$ , varied by factor 2 (dominant unc.)
- $m_c(m_c) = 1.27 \pm 0.03$  GeV,  
 $m_b(m_b) = 4.18 \pm 0.03$  GeV  
[PDG2016]

FFNS,  $n_f = 3$ : reliable in this  
kinematic range

- overall fair description, somewhat different  $x$  slope
- description not improved at approximate NNLO

## FFNS, BEAUTY



## FFNS, BEAUTY

### Predictions obtained with OPENQCDRAD interfaced in xFitter

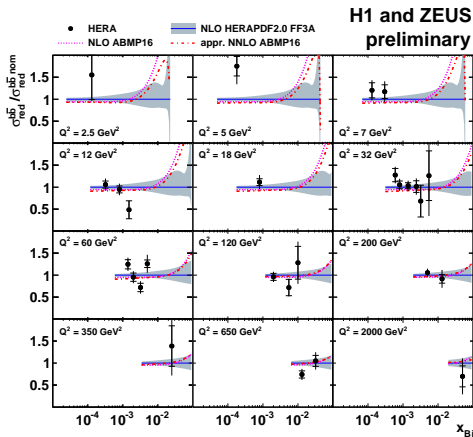
[www-zeuthen.desy.de/~alekhin/OPENQCDRAD](http://www-zeuthen.desy.de/~alekhin/OPENQCDRAD)

[www.xfitter.org](http://www.xfitter.org)

- input PDFs: HERAPDF2.0FF3A, ABM11, ABKM09, ABMP16
- $\mu_f = \mu_r = \sqrt{Q^2 + 4m_Q^2}$ , varied by factor 2 (dominant unc.)
- $m_c(m_c) = 1.27 \pm 0.03$  GeV,  
 $m_b(m_b) = 4.18 \pm 0.03$  GeV  
[PDG2016]

FFNS,  $n_f = 3$ : reliable in this  
kinematic range

- overall fair description, somewhat different  $x$  slope
- description not improved at approximate NNLO



## BACKUP. QCD analysis settings

Similar to HERAPDF2.0 FF, using running HQ mass definition:

- xFitter-1.2.0
- Input data:
  - ▶ HERA  $e^\pm p$  inclusive data,  $Q_{\min}^2 > 3.5 \text{ GeV}^2$  [1506.06042]
  - ▶ new HERA  $c$  and  $b$  combined
- FFNS  $n_f = 3$  ('FF ABM RUNM'),  $(\alpha_s(F_L) = \alpha_s(F_2))$
- $\alpha_s^{n_f=3}(M_Z) = 0.106$
- free  $m_c(m_c)$ ,  $m_b(m_b)$ , or PDG  $m_c(m_c) = 1.27 \text{ GeV}$ ,  $m_c(m_c) = 4.18 \text{ GeV}$
- DGLAP NLO [QCDNUM]
- PDF parametrisation: 14p HERAPDF at  $\mu_{f0}^2 = 1.9 \text{ GeV}^2$ ,  $f_s = 0.4$ :

$$xg(x) = A_g x^{B_g} (1-x)^{C_g} - A'_g x^{B'_g} (1-x)^{C'_g}$$

$$xu_v(x) = A_{u_v} x^{B_{u_v}} (1-x)^{C_{u_v}} (1 + E_{u_v} x^2)$$

$$xd_v(x) = A_{d_v} x^{B_{d_v}} (1-x)^{C_{d_v}}$$

$$x\bar{U}(x) = A_{\bar{U}} x^{B_{\bar{U}}} (1-x)^{C_{\bar{U}}} (1 + D_{\bar{U}} x)$$

$$x\bar{D}(x) = A_{\bar{D}} x^{B_{\bar{D}}} (1-x)^{C_{\bar{D}}}$$

Additional constrains:

$$A_{\bar{U}} = A_{\bar{D}}(1 - f_s), B_{\bar{U}} = B_{\bar{D}}, C'_g = 25$$

$$\int_0^1 [\sum_i (q_i(x) + \bar{q}_i(x)) + g(x)] x dx = 1$$

$$\int_0^1 [u(x) - \bar{u}(x)] dx = 2,$$

$$\int_0^1 [d(x) - \bar{d}(x)] dx = 1$$

- fit ( $\Delta\chi^2 = 1$ ), model (scales,  $\alpha_s$ ,  $f_s$ ,  $Q_{\min}^2$ ) and par. ( $\mu_{f0}$ ,  $E_{u_v} = 0$ ) unc.

## BACKUP. Discussion of HQ mass extraction

$$m_c(m_c) = 1290_{-41}^{+46}(\text{fit})_{-14}^{+62}(\text{mod})_{-31}^{+3}(\text{par}) \text{ MeV}$$

$$m_b(m_b) = 4049_{-109}^{+104}(\text{fit})_{-32}^{+90}(\text{mod})_{-31}^{+1}(\text{par}) \text{ MeV}$$

Results have sizable *model* and *parametrisation* uncertainty:

- *model* uncertainties dominated by *scale variations*
- *parametrisation* uncertainties dominated by reduced *13p form*: closely related to inclusive HERA data in the fit

Using inclusive HERA data only:

$$m_c(m_c) = 1798_{-134}^{+144}(\text{fit}) \text{ MeV}$$

$$m_b(m_b) = 8450_{-1810}^{+2280}(\text{fit}) \text{ MeV}$$

No full uncertainty evaluation, but observed large sensitivity to PDF parametrisation ( $\rightarrow$  13p):

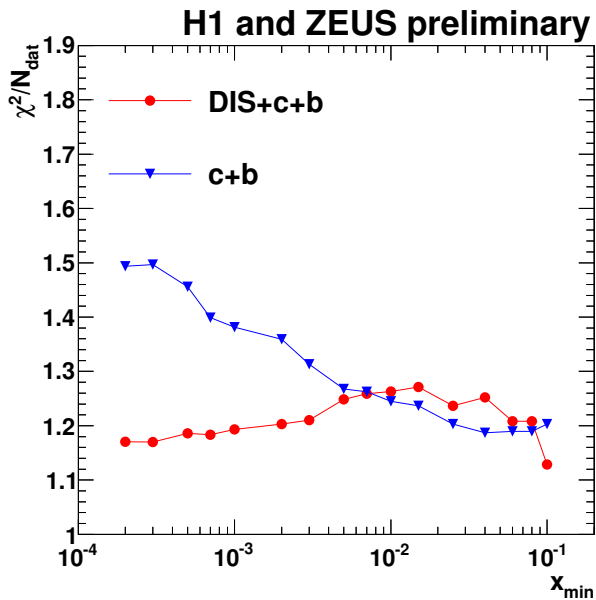
$$m_c(m_c) = 1798 \rightarrow 1450 \text{ MeV,}$$

$$m_b(m_b) = 8450 \rightarrow 3995 \text{ MeV}$$

$$\begin{aligned} xg(x) &= A_g x^{B_g} (1-x)^{C_g} - A'_g x^{B'_g} (1-x)^{C'_g} \\ x u_v(x) &= A_{u_v} x^{B_{u_v}} (1-x)^{C_{u_v}} (1 + \boxed{E_{u_v}} x^2) \\ x d_v(x) &= A_{d_v} x^{B_{d_v}} (1-x)^{C_{d_v}} \\ x \bar{U}(x) &= A_{\bar{U}} x^{B_{\bar{U}}} (1-x)^{C_{\bar{U}}} (1 + D_{\bar{U}} x) \\ x \bar{D}(x) &= A_{\bar{D}} x^{B_{\bar{D}}} (1-x)^{C_{\bar{D}}} \end{aligned}$$

$$13p: E_{u_v} = 0$$

- $\Rightarrow$  inclusive HERA data alone cannot constrain HQ masses reliably
- $\Rightarrow$  interplay of PDFs and HQ masses needs careful treatment



# BACKUP. $m_c(m_c)$ extraction in FFNS and VFNS

JHEP 1608 (2016) 050



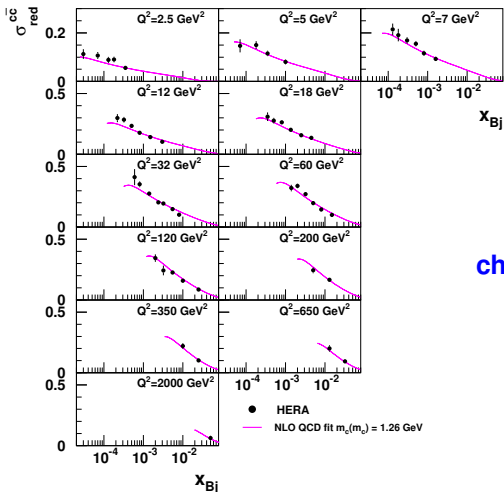
variation	FONLL-C	FFN
central	$1.335 \pm 0.043$	$1.318 \pm 0.054$
$Q_0^2 = 1.5$	$1.354 [+0.019]$	$1.329 [+0.011]$
$D_{uv}$ non-zero	$1.340 [+0.005]$	$1.308 [-0.010]$
$f_s = 0.3$	$1.338 [+0.003]$	$1.320 [+0.002]$
$f_s = 0.5$	$1.332 [-0.003]$	$1.315 [-0.003]$
$m_b(m_b) = 3.93$ GeV	$1.330 [-0.005]$	$1.312 [-0.006]$
$m_b(m_b) = 4.43$ GeV	$1.343 [+0.008]$	$1.324 [+0.006]$
$\alpha_s(M_Z) = 0.1165$	$1.342 [+0.007]$	$1.332 [+0.014]$
$\alpha_s(M_Z) = 0.1195$	$1.329 [-0.006]$	$1.300 [-0.018]$
$\mu_F^2 = \mu_R^2 = 2 \cdot Q^2$	$1.347 [+0.012]$	$1.314 [-0.004]$
$\mu_F^2 = \mu_R^2 = Q^2/2$	$1.361 [+0.026]$	$1.363 [+0.045]$
FONLL Damping power = 1	$1.352 [+0.017]$	-
FONLL Damping power = 4	$1.327 [-0.008]$	-

## A determination of $m_c(m_c)$ from HERA data using a matched heavy-flavor scheme

- consistent results obtained in FFNS and FONLL, with somewhat different decomposition of uncertainties
- $\Rightarrow$  VFNS can be used for  $\overline{MS}$  mass extraction, if all uncertainties from extra parameters are considered

# BACKUP. Running of charm mass from HERA DIS data

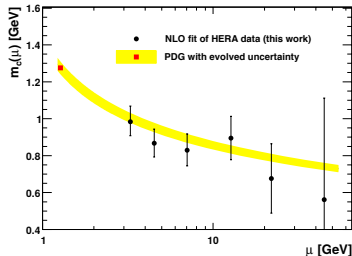
Gizsko et al., PLB775 (2017) 233 (work partially done within scope of PROSA, ZEUS and H1 coll.)



- Determined using earlier published HERA charm data [EPJ C73 (2013) 2311]
- $\overline{\text{MS}}$  charm mass  $m_c(m_c)$  extracted in regions of  $Q^2$  and translated to appropriate scale  $\mu$



check of QCD running mass concept





# New combined HERA charm and beauty data

[H1prelim-17-071, ZEUS-prel-17-01] [H1prelim-18-071, ZEUS-prel-17-01-extension]  
[https://www.desy.de/hlzeus/combined\\_results/index.php?do=heavy\\_flavours](https://www.desy.de/hlzeus/combined_results/index.php?do=heavy_flavours)

- improvement in precision w.r.t previous HERA results for charm
- first combined HERA results for beauty
- enable precise determination of charm and beauty masses
- reveal tension in describing simultaneously HF and inclusive HERA data

$$m_c(m_c) = 1290_{-41}^{+46}(\text{fit})_{-14}^{+62}(\text{mod})_{-31}^{+3}(\text{par}) \text{ MeV}$$

$$m_b(m_b) = 4049_{-109}^{+104}(\text{fit})_{-32}^{+90}(\text{mod})_{-31}^{+1}(\text{par}) \text{ MeV}$$

- H1 VTX
- ZEUS  $\mu$  2005
- ★ ZEUS D<sup>3</sup>
- ◆ ZEUS VTX
- ▲ H1 D<sup>+</sup> HERA-II
- ZEUS D<sup>+</sup> 98-00
- ◇ ZEUS D<sup>+</sup>
- HERA (prel.)
- ▼ H1 D<sup>+</sup> HERA-I
- △ ZEUS D<sup>+</sup> 96-97
- ◇ ZEUS D<sup>+</sup> HERA-II

H1 and ZEUS  
preliminary

