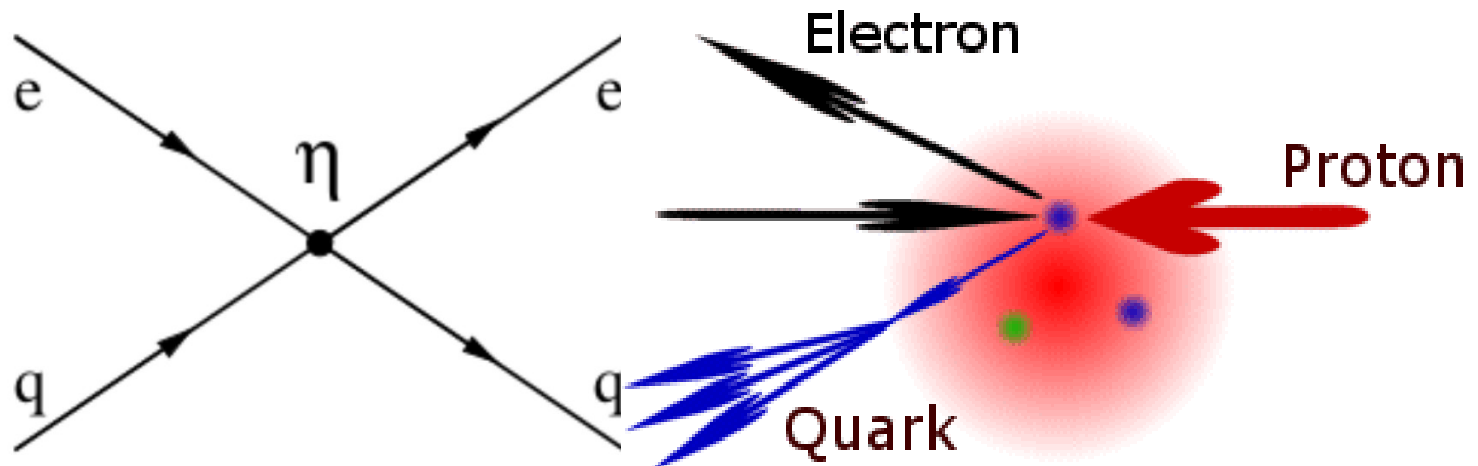


# Contact Interaction Search @ HERA

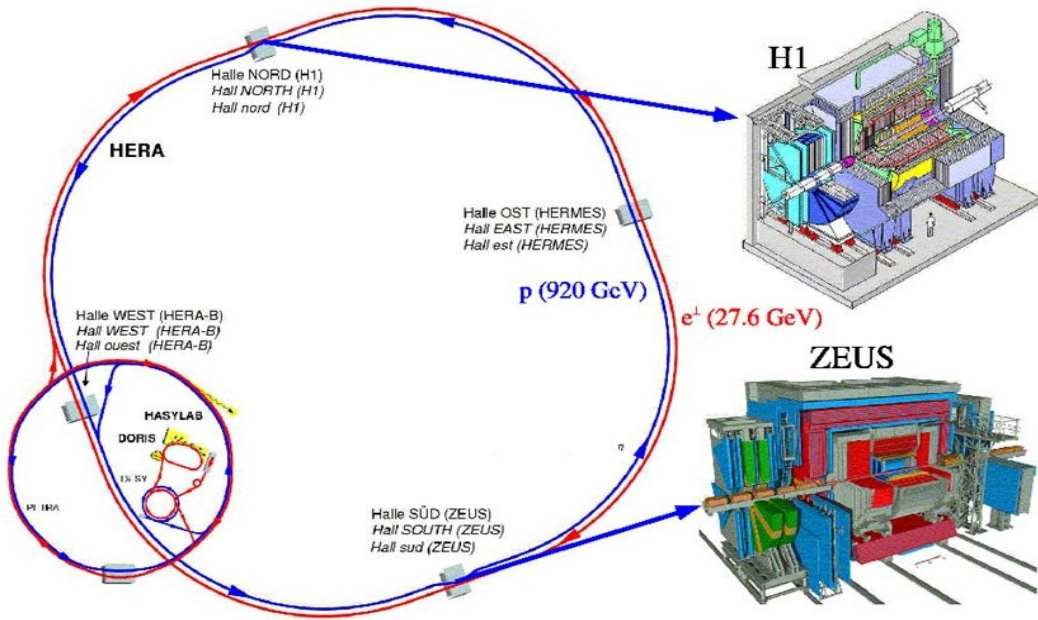
K. Wichmann for the ZEUS Collaboration



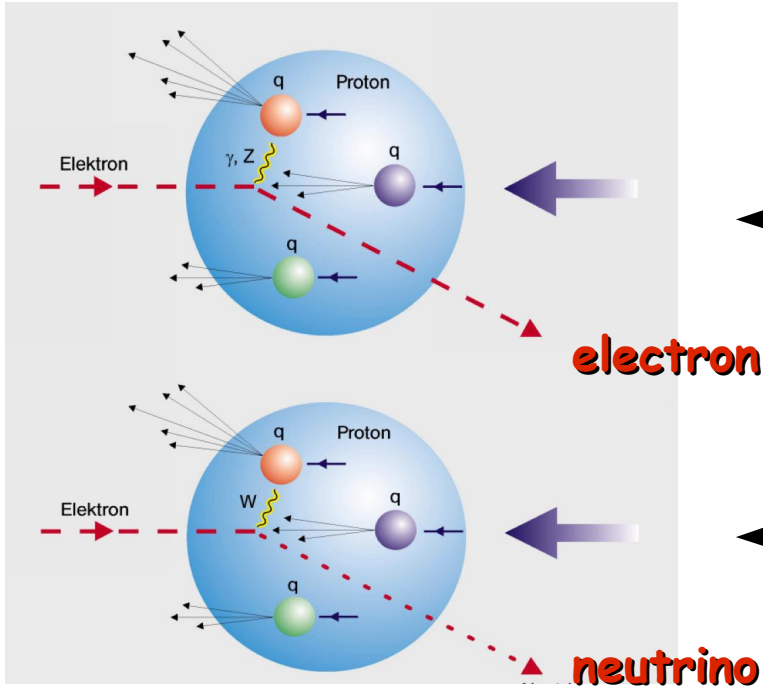
Interaction Search @ HERA

Thanks to A. Zarnecki I O. Turkot for help with the slides

# HERA and DIS



- HERA: ep collider in Hamburg
- Operation: 1992-2007
- Colliding experiments: H1 and ZEUS

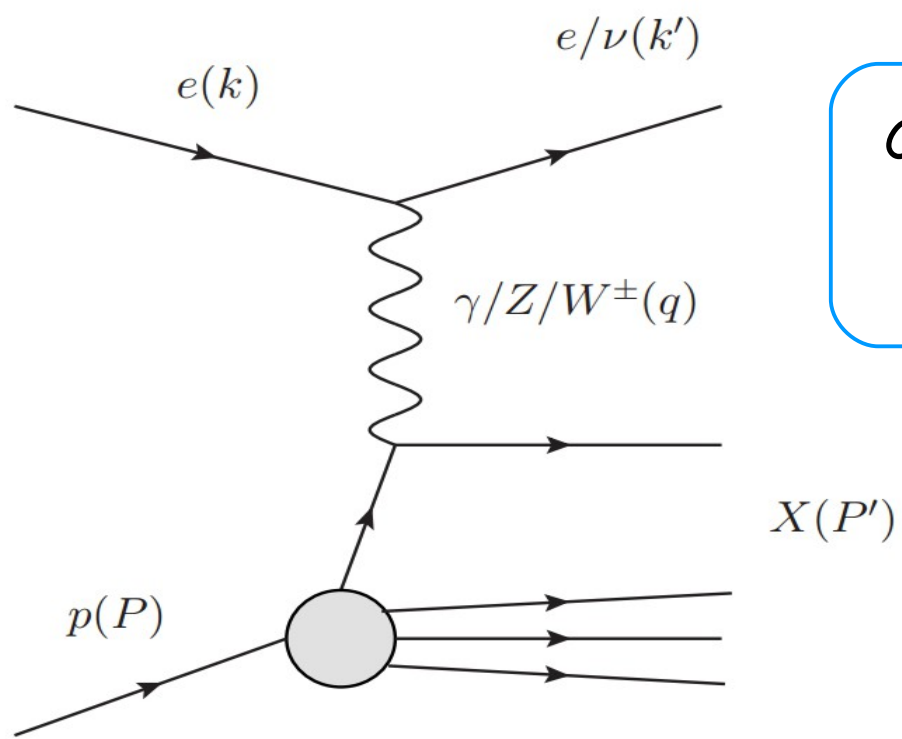


## Deep Inelastic Scattering

Neutral Current (NC)  
 $\gamma, Z^0$  exchange

Charged Current (CC)  
 $W^\pm$  exchange

# Deep Inelastic Scattering at HERA



Combined H1/ZEUS inclusive DIS cross sections → final word from HERA → HERA legacy

$$\sqrt{s} = 318(300, 225, 252) \text{ GeV}$$

$$Q^2 = -q^2 = -(k - k')^2$$

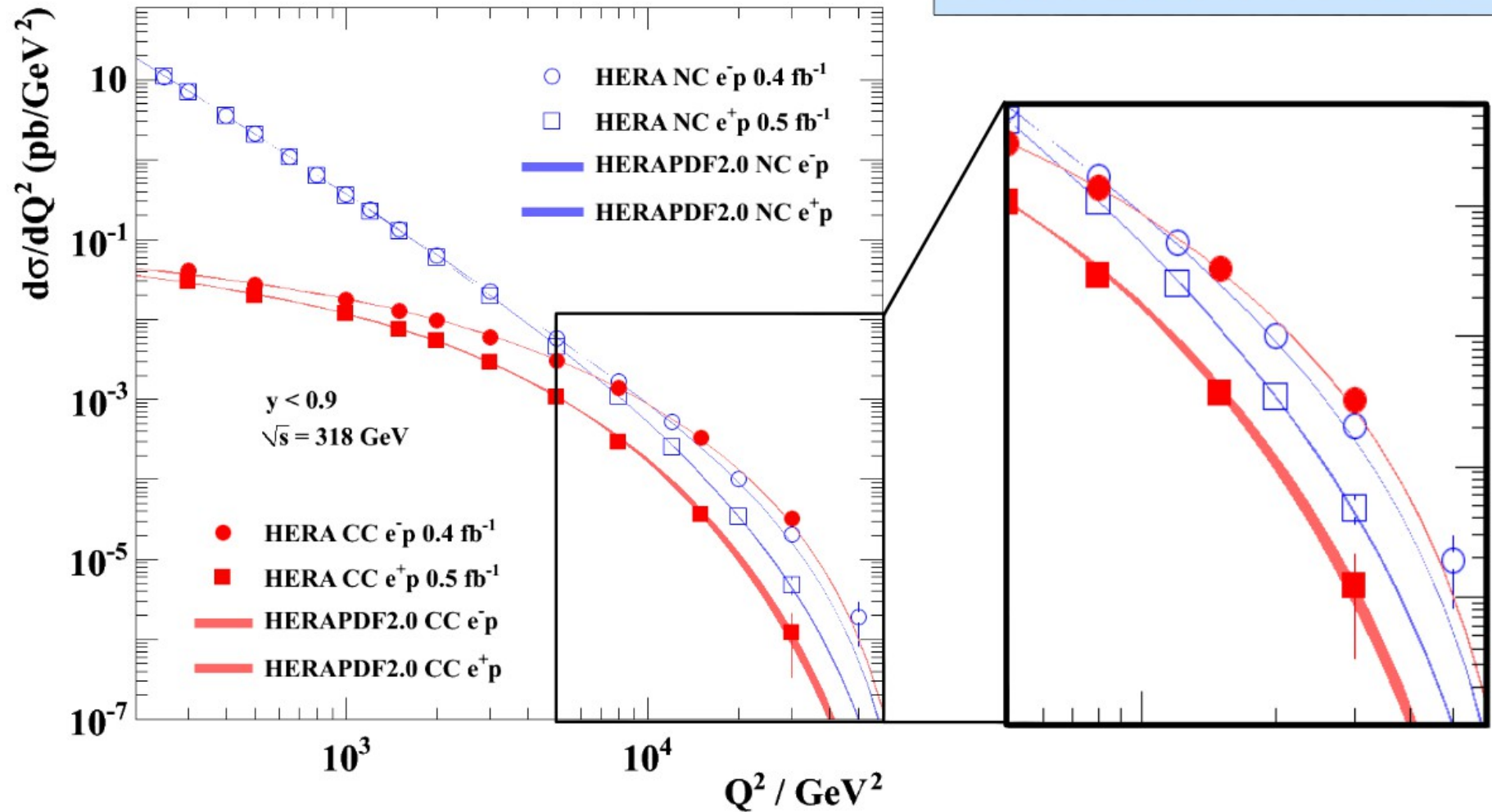
$$x_{Bj} = \frac{Q^2}{2pq} \quad y = \frac{pq}{pk}$$

$$s = (p + k)^2 \quad Q^2 = xys$$

Experimental luminosity (H1 & ZEUS):  
 ~ 0.5 fb<sup>-1</sup> data from each experiment

Fantastic precision of HERA inclusive final data

# H1 and ZEUS



High- $Q^2$  NC and CC HERA data used to search for BSM

# Simultaneous QCD and BSM global fit

- HERA combined only data used to obtain HERAPDF2.0
- HERA combined data are CORE of any modern PDF set

Unrecognised BSM contributions in HERA inclusive cross sections may have been partially or totally absorbed into any PDF set  
→ biased PDFs

→ too strong limits, **more details in O. Turkot's talk at 12:30**

- New approach to new physics searches used

Simultaneous fit to parton distribution functions and BSM contributions

→ only proper way, **more details in O. Turkot's talk at 12:30**

- HERAPDF2.0-like QCD fits used

# HERAPDF2.0-like QCD fits

- QCD fits are performed using **xFitter** package
- PDFs (**14p**) are parametrised at  $Q_0^2 = 1.9 \text{ GeV}^2$

$$xg(x) = A_g x^{B_g} (1-x)^{C_g} - A'_g x^{B'_g} (1-x)^{C'_g},$$

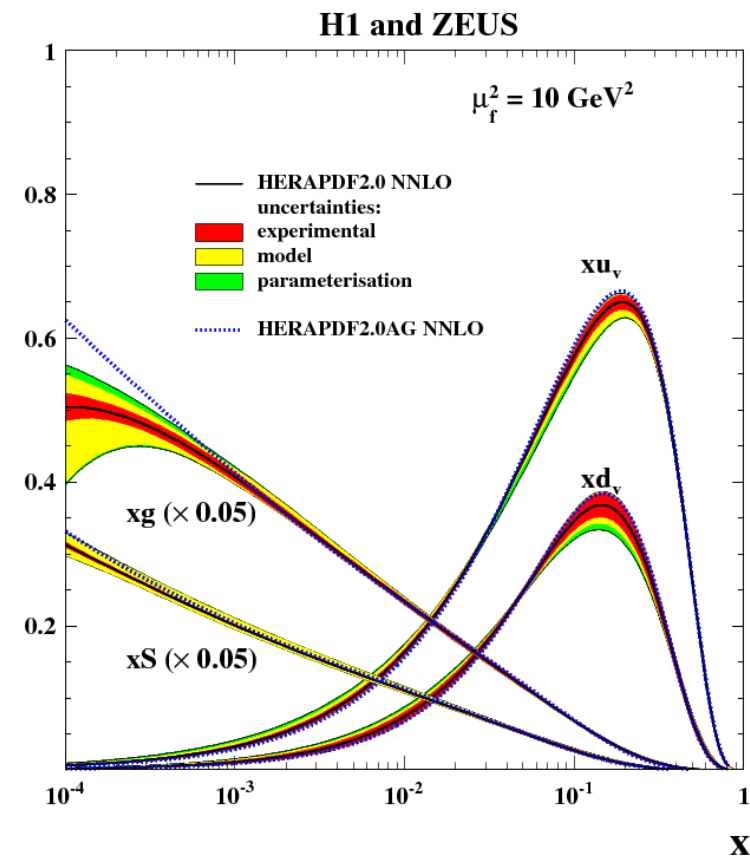
$$xu_v(x) = A_{u_v} x^{B_{u_v}} (1-x)^{C_{u_v}} (1 + E_{u_v} x^2), \quad \text{xf}$$

$$xd_v(x) = A_{d_v} x^{B_{d_v}} (1-x)^{C_{d_v}},$$

$$x\bar{U}(x) = A_{\bar{U}} x^{B_{\bar{U}}} (1-x)^{C_{\bar{U}}} (1 + D_{\bar{U}} x),$$

$$x\bar{D}(x) = A_{\bar{D}} x^{B_{\bar{D}}} (1-x)^{C_{\bar{D}}}.$$

- PDF evolution using **DGLAP** equations
- Heavy flavor coefficients: **GM VFNS**



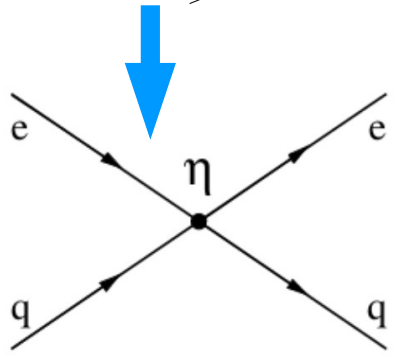
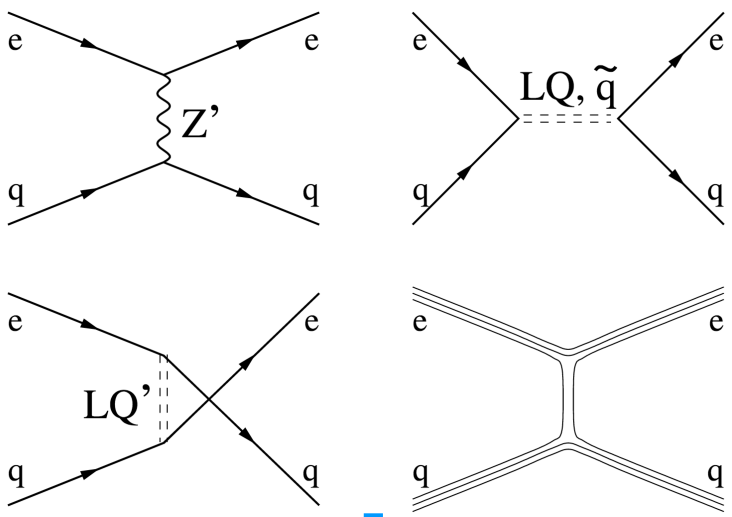


# Contact Interactions

- For many BMS scenarios at large scales interactions approximated as  $eeqq$  **Contact Interactions (CI)**

Considered models:

Model	$\eta_{LL}^{eq}$	$\eta_{LR}^{eq}$	$\eta_{RL}^{eq}$	$\eta_{RR}^{eq}$
LL	$+\eta$			
RR				$+\eta$
VV	$+\eta$	$+\eta$	$+\eta$	$+\eta$
AA	$+\eta$	$-\eta$	$-\eta$	$+\eta$
VA	$+\eta$	$-\eta$	$+\eta$	$-\eta$
X1	$+\eta$	$-\eta$		
X2	$+\eta$		$+\eta$	
X4		$+\eta$	$+\eta$	



$$\mathcal{L}_{CI} = \sum_{\substack{i,j=L,R \\ q=u,d}} \eta_{ij}^{eq} (\bar{e}_i \gamma^\mu e_i) (\bar{q}_j \gamma_\mu q_j)$$

$$\eta_{ij} = \epsilon_{ij} \cdot \frac{4\pi}{\Lambda^2}$$

$$\epsilon_{ij} = \pm 1; 0$$

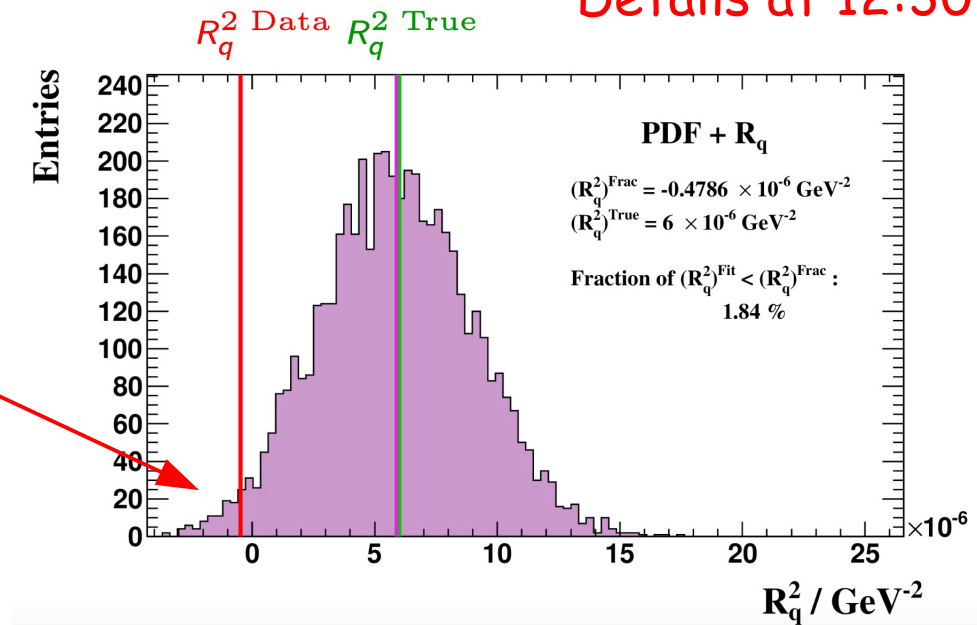
Fitted simultounsly with PDFs to data to get  $\eta^{\text{Data}}$

# MC replicas & limit setting procedure

- Limits derived using MC replicas - frequentist approach
- Replicas are generated sets of cross-section values
  - calculated for given coupling  $\eta^{\text{True}}$  and varied randomly according to statistical and systematic uncertainties (including correlations) of input data
- Each replica is then used as an input to QCD+BSM fit  $\Rightarrow \eta^{\text{Fit}}$
- Number of replicas for each  $\eta^{\text{True}}$   $\Rightarrow$  distribution of  $\eta^{\text{Fit}}$
- $\eta^{\text{True}}$  is tested by comparing  $\eta^{\text{Fit}}$  distribution with  $\eta^{\text{Data}}$

Details at 12:30

- $\text{Prob}(\eta^{\text{Fit}} < \eta^{\text{Data}})$  studied as a function of  $\eta^{\text{True}}$
- $\eta^{\text{True}}$  values corresponding to probability  $< 5\%$  are excluded at 95% C. L.

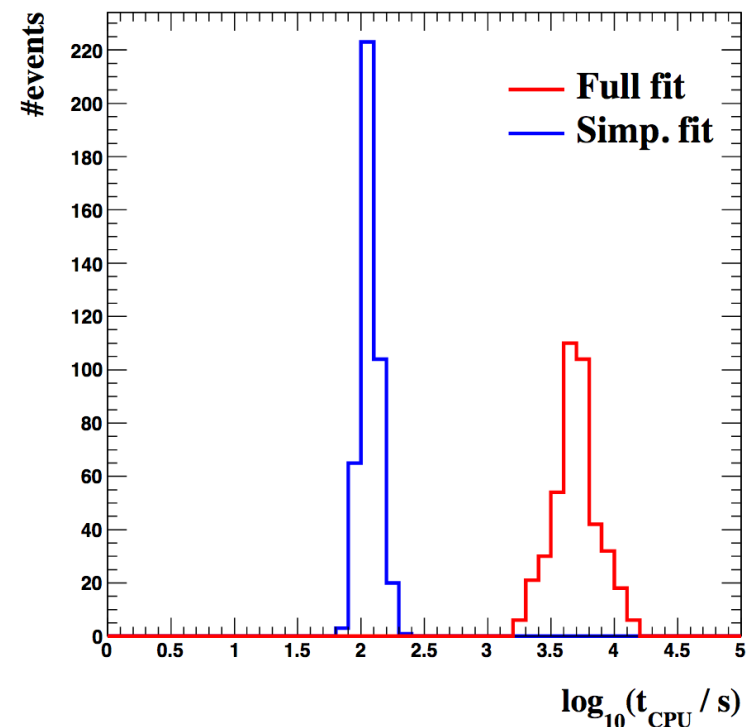
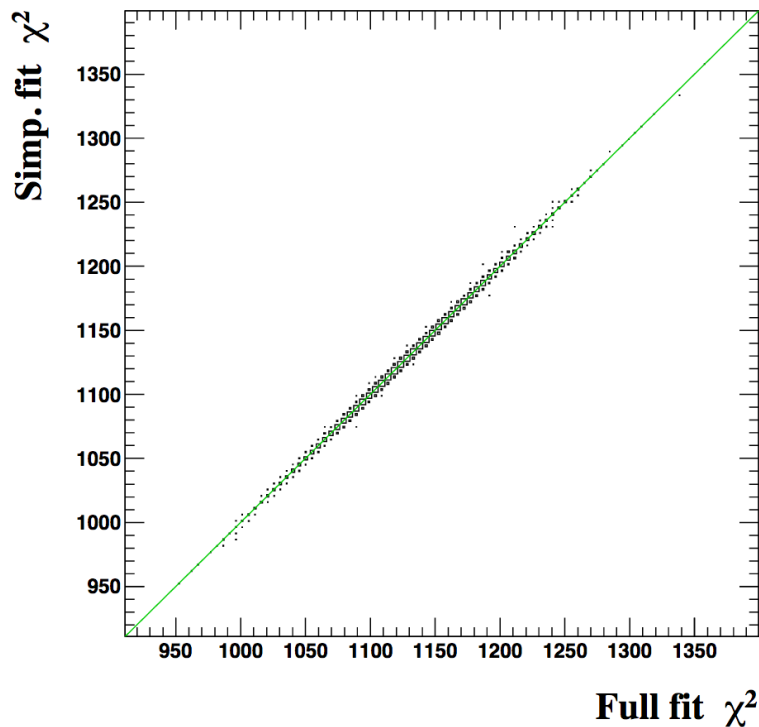




# Simplified fit procedure

arXiv:1606.06670

- On average every CI+PDF fit takes  $\sim 1.5$  hours of CPU time
- For  $R_q$  analysis 215000 replicas fitted  $\rightarrow \sim 36.8$  years of CPU time
- For other BSM models simplified fit procedure developed
  - based on the approximation of cross-section predictions with Taylor expansion
  - reduces the average fit duration to  $\sim 2$  minutes of CPU time



# VV model: highest sensitivity

- MC replicas used to calculate

$$\text{Prob}(\eta^{\text{Fit}} < \eta^{\text{Data}})$$

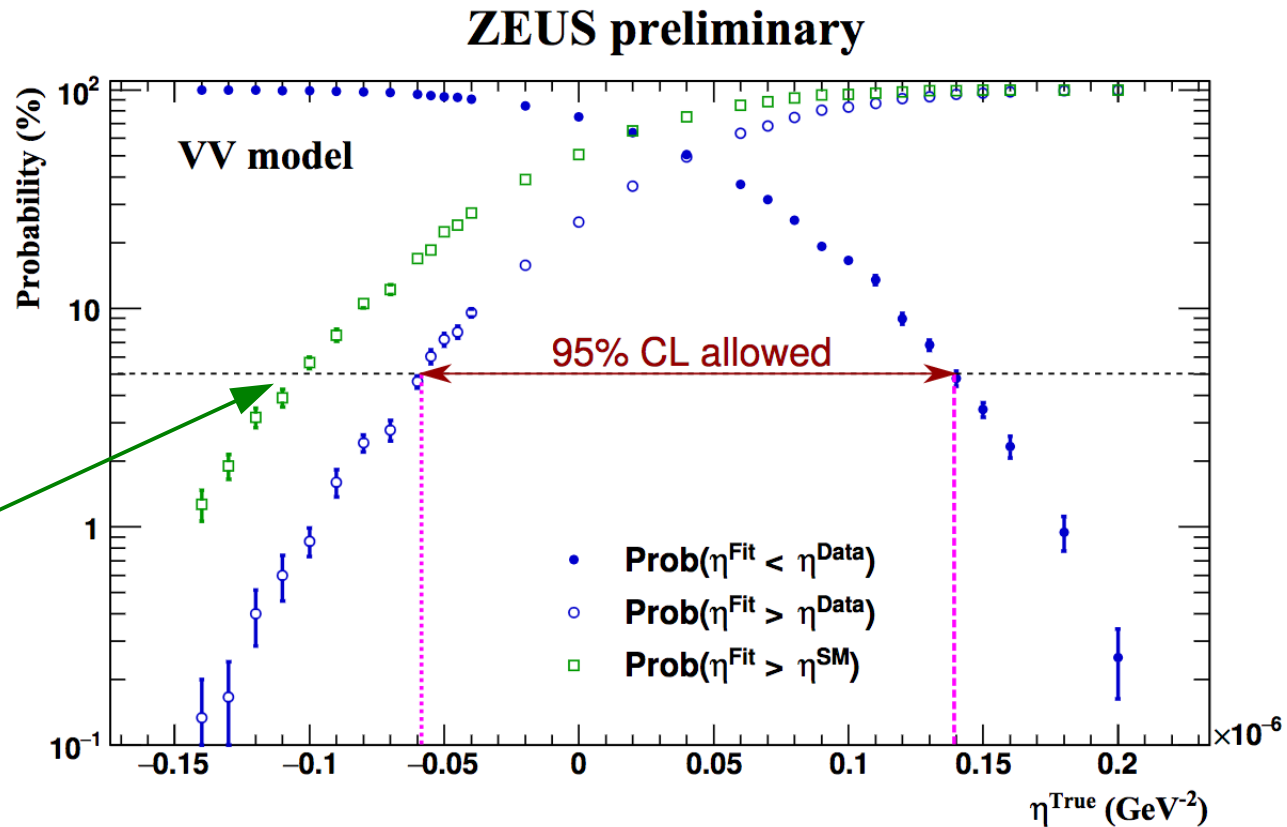
for  $\eta > \eta^{\text{Data}}$

$$\text{Prob}(\eta^{\text{Fit}} > \eta^{\text{Data}})$$

for  $\eta < \eta^{\text{Data}}$

for different  $\eta^{\text{True}}$

SM expectations



Excluded @ 95% CL  $\longrightarrow$   $\Lambda^- > 14.7 \text{ TeV}$        $\Lambda^+ > 9.5 \text{ TeV}$

# AA model: deviation of $2.5\sigma$ from SM

- For AA scenario  $\rightarrow$  QCD+CI fit gives improved description of data

Fitted coupling

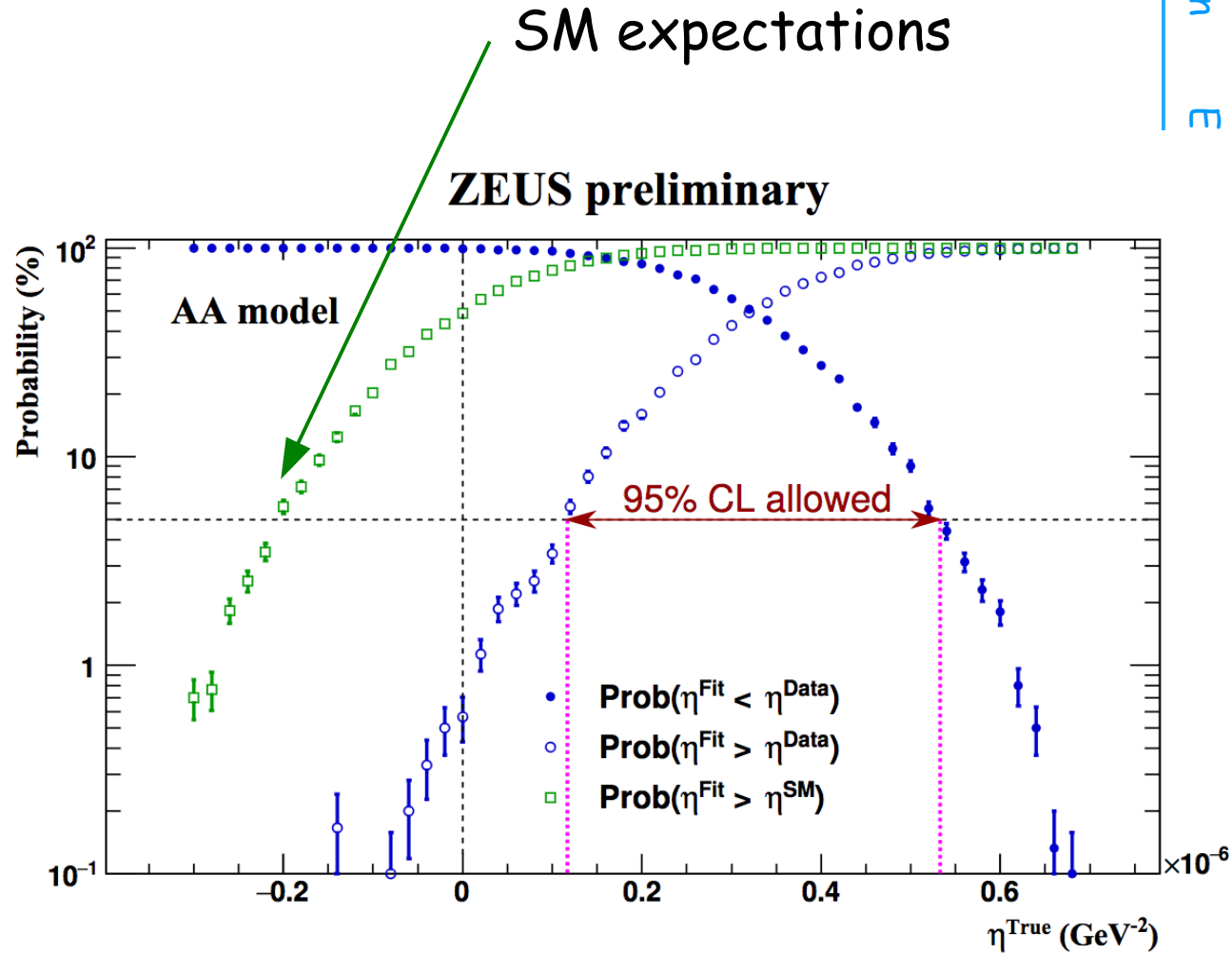
$$\eta^{Data} = 0.32 \text{ TeV}^{-2}$$

corresponding to

$$\Lambda^{Data} = 6.2 \text{ TeV}$$

The probability of obtaining larger best-fit coupling for  $\eta^{True} = 0$

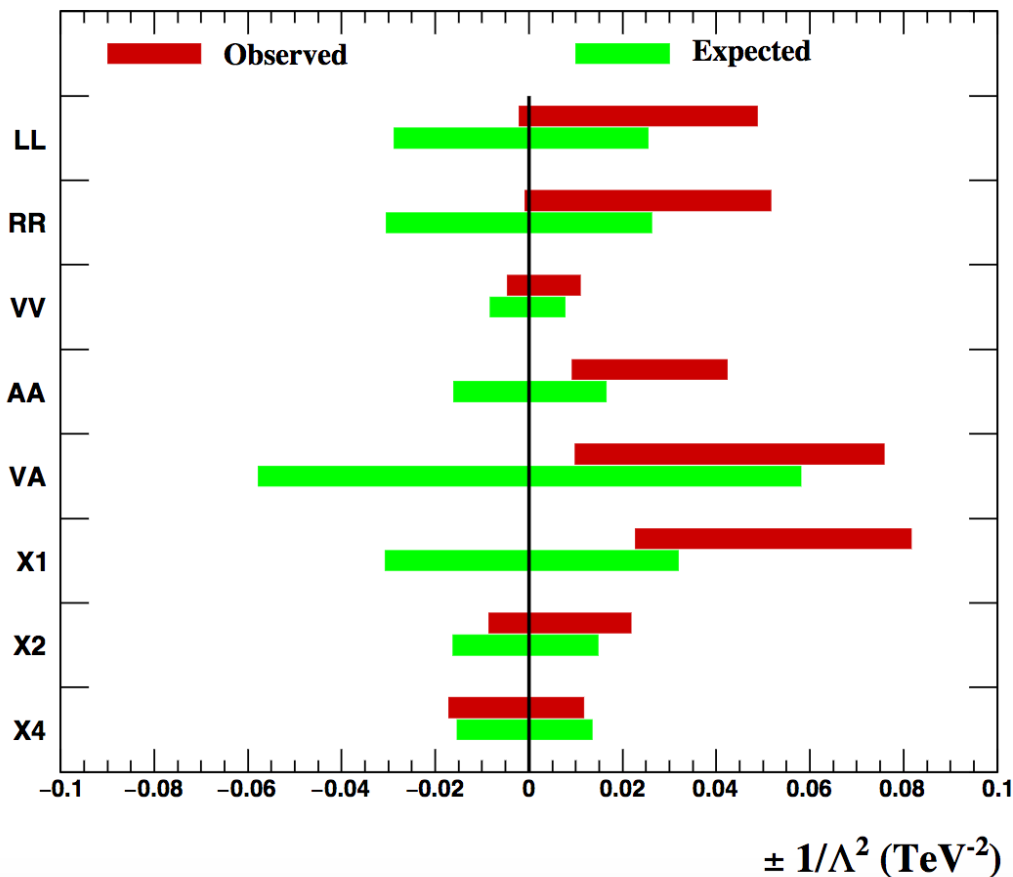
$$p_{SM} = 0.7\% \quad (2.5 \sigma)$$



Excluded @ 95% CL  $\longrightarrow$   $4.9 \text{ TeV} < \Lambda^+ < 10.4 \text{ TeV}$

# Contact Interaction Limits

**ZEUS preliminary**  
HERA 1994-2007  $e^\pm p$  95% C.L.



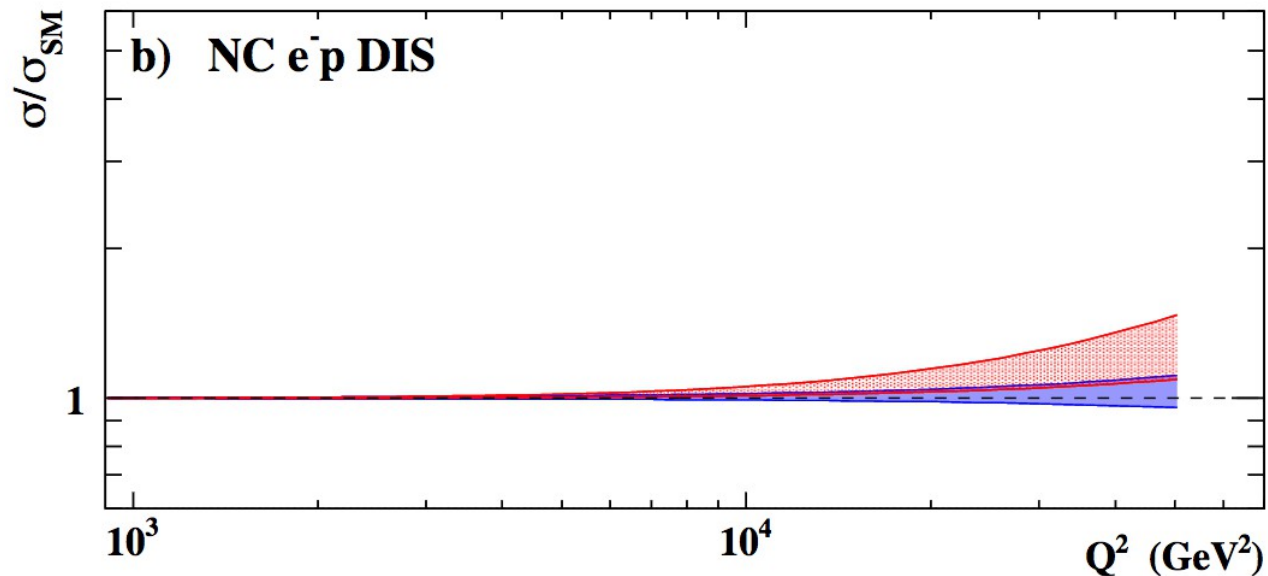
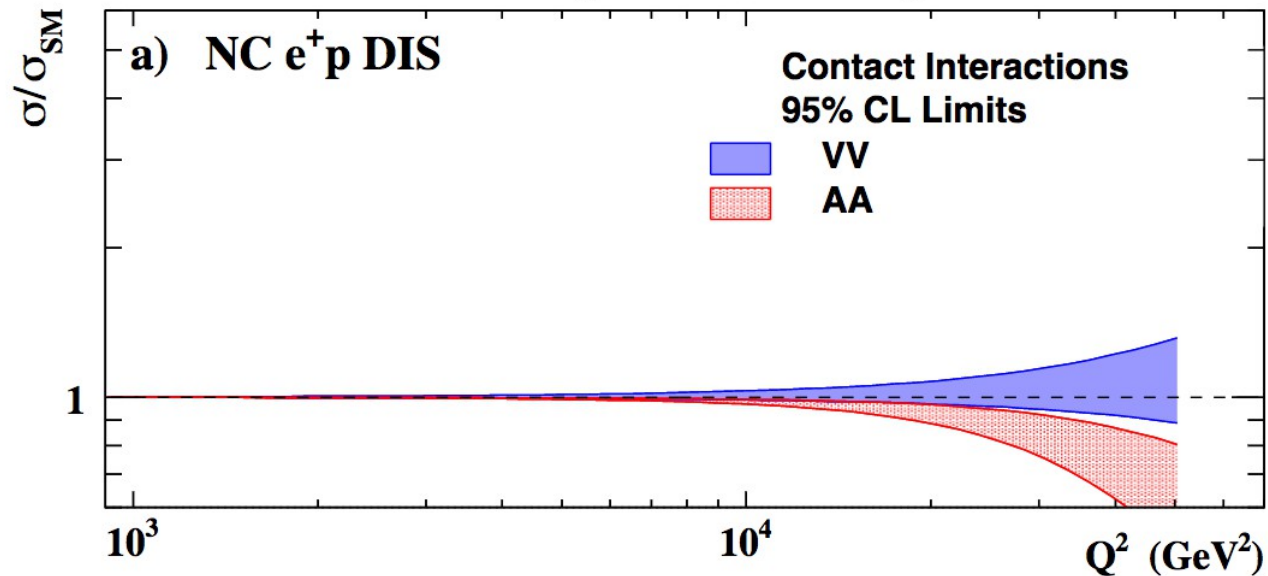
**ZEUS preliminary**  
HERA  $e^\pm p$  1994-2007 data

Model	95% C.L. limits (TeV)				$p_{SM}$ (%)
	Observed		Expected		
	$\Lambda^-$	$\Lambda^+$	$\Lambda^-$	$\Lambda^+$	
LL	22.0	4.5	5.9	6.2	6.5
RR	32.9	4.4	5.7	6.1	5.6
VV	14.7	9.5	11.0	11.4	24.8
AA	-	4.8 - 10.4	7.9	7.8	0.7
VA	-	3.6 - 10.1	4.1	4.1	2.1
X1	-	3.5 - 6.6	5.7	5.6	0.3
X2	10.8	6.8	7.8	8.2	23.1
X4	7.6	9.2	8.0	8.6	60.3

- Improved description of data for 3 models
- Possible explanations within SM
  - missing higher-order EW corrections
  - limitations of the assumed PDF parametrisation/evolution scheme

# Cross section deviations corresponding to allowed coupling range for VV and AA models

## ZEUS preliminary



No PDF variation included!

# Comparison to other experiments

	Measured 95% C.L. limits (TeV)											
	HERA combined		Atlas		CMS		ALEPH		ZEUS 2004		H1 2011	
	$\Lambda^-$	$\Lambda^+$	$\Lambda^-$	$\Lambda^+$	$\Lambda^-$	$\Lambda^+$	$\Lambda^-$	$\Lambda^+$	$\Lambda^-$	$\Lambda^+$	$\Lambda^-$	$\Lambda^+$
LL	22.0	4.5	20.7	16.4	18.3	13.5	7.2	12.9	1.7	2.7	4.0	4.2
RR	32.9	4.4	20.2	16.6			5.3	10.2	1.8	2.7	3.9	4.4
VV	14.7	9.5					8.3	16.9	6.2	5.4	7.2	5.6
AA	—	4.8 - 10.4					9.6	15.9	4.7	4.4	5.1	4.4
VA	—	3.6 - 10.1							3.3	3.2	3.6	3.8
X1	—	3.5 - 6.6							3.6	2.6		
X2	10.8	6.8							3.9	4.0		
X4	7.6	9.2	25.2	19.2			6.8	3.7	5.1	4.8	4.8	5.4

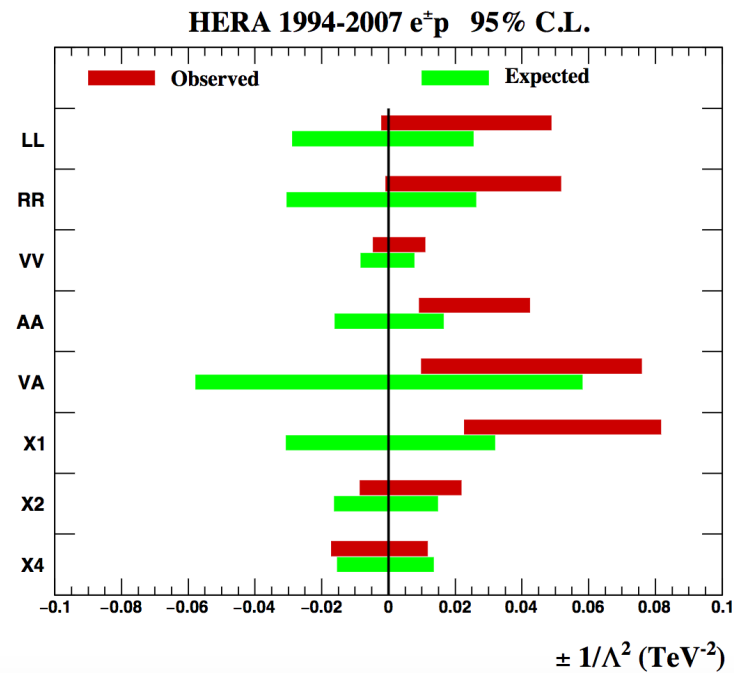
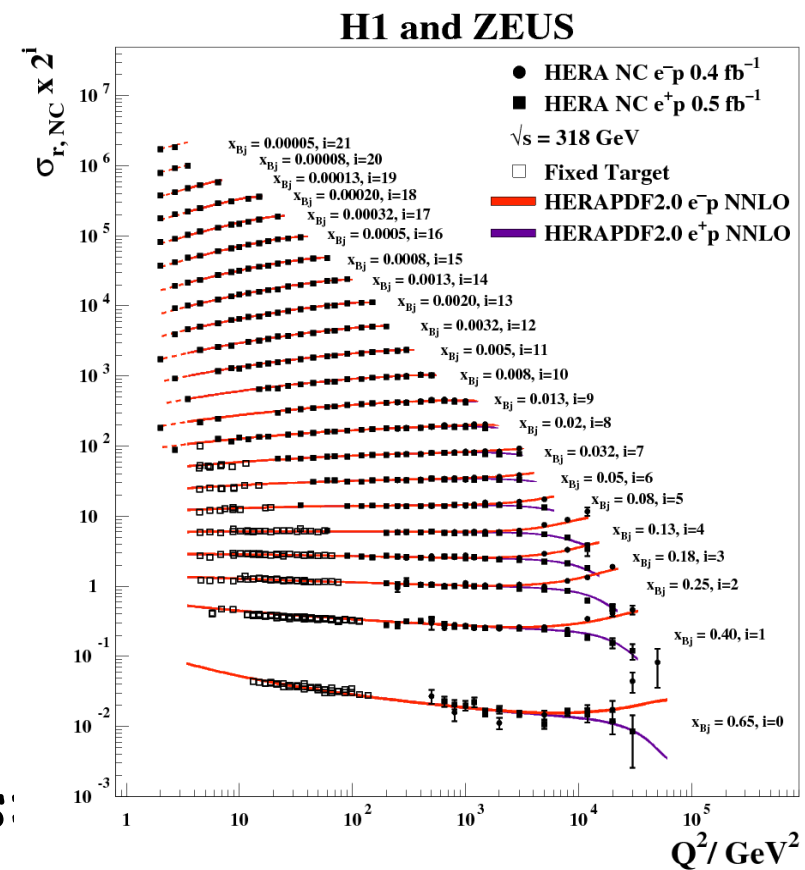


For some CI scenarios HERA provides only existing limits to date



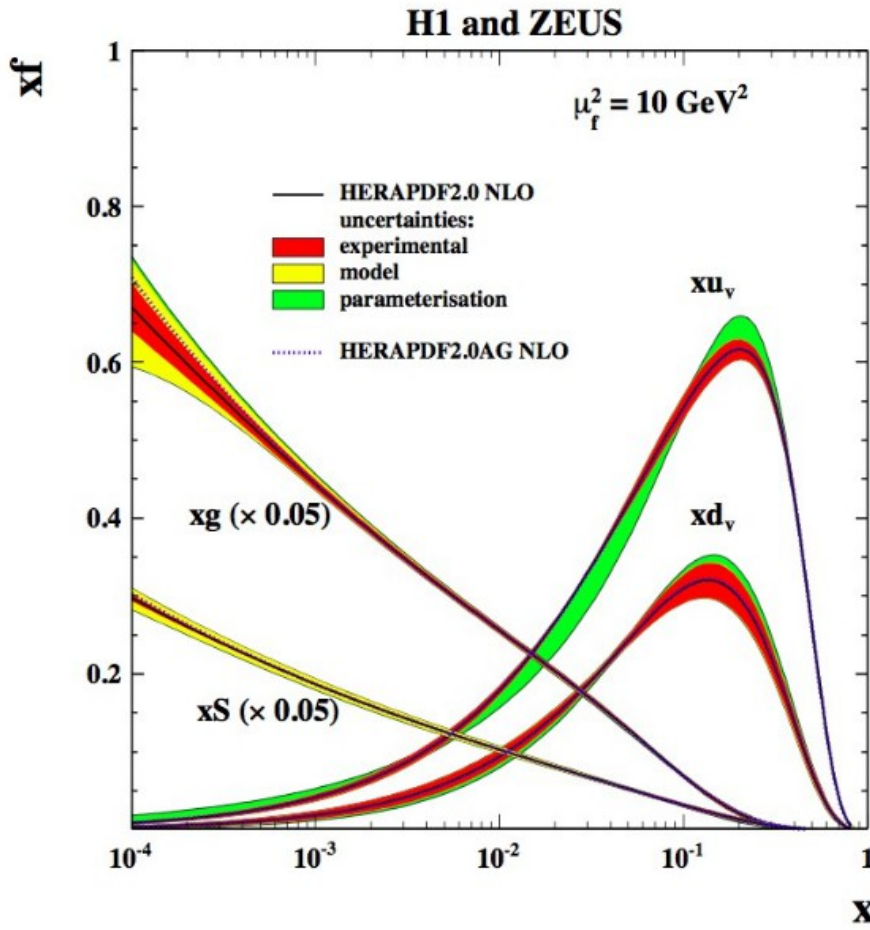
# Summary

- Combined HERA inclusive DIS cross sections allow BSM searches up to TeV scales
- Simultaneous fit procedure necessary
  - limits obtained with fixed PDFs are too strong
  - dedicated talk on quark radius searches: O. Turkot, today @ 12:30am
- Limits on some CI models set
- Some of contact interaction models provide improved description of data



# Additional slides

# Color decomposition of uncertainties



## Experimental uncertainties:

- Hessian method
- Conventional  $\Delta\chi^2 = 1 \Rightarrow 68\% \text{ CL}$

Variation	Standard Value	Lower Limit	Upper Limit
$Q_{\min}^2$ [GeV <sup>2</sup> ]	3.5	2.5	5.0
$Q_{\min}^2$ [GeV <sup>2</sup> ] HiQ2	10.0	7.5	12.5
$M_c$ (NLO) [GeV]	1.47	1.41	1.53
$M_c$ (NNLO) [GeV]	1.43	1.37	1.49
$M_b$ [GeV]	4.5	4.25	4.75
$f_s$	0.4	0.3	0.5
$\mu_{f_0}$ [GeV]	1.9	1.6	2.2

Adding D and E parameters to each PDF

## Parametrisation uncertainties

- largest deviation

## Model uncertainties

- all variations added in quadrature