

# Hadronic Final states and extraction of $\alpha_s$ and parton densities

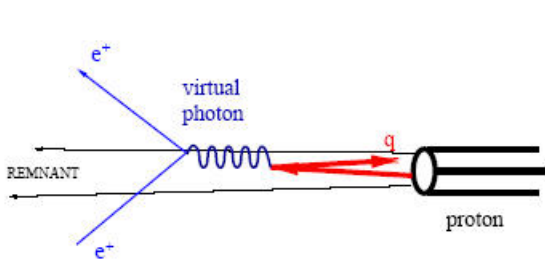
A.M Cooper-Sarkar, Oxford

on behalf of ZEUS and H1

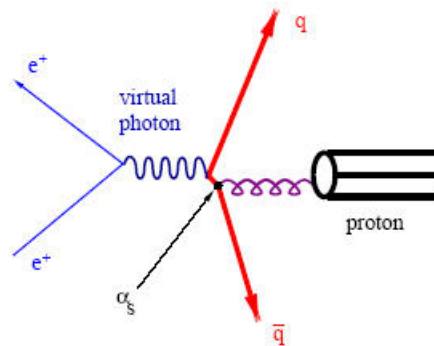
Ringberg 2005

- Use of jet production data for precision measurements of  $\alpha_s(M_Z)$
- Use of jet production data to establish running  $\alpha_s(Q^2)$
- Use of jet production data in PDF fits – particularly to determine the gluon PDF and to reduce the error which comes from the uncertainty on  $\alpha_s(M_Z)$
- Future plans- immediate
  - - after HERA-II

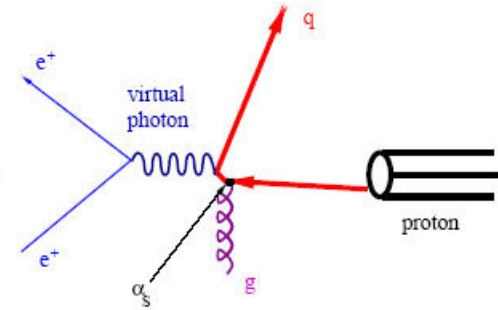
# Inclusive jet production



BORN PROCESS



BOSON-GLUON FUSION



QCD COMPTON

## High- $E_T$ jet production in the Breit Frame:

LO contributions:

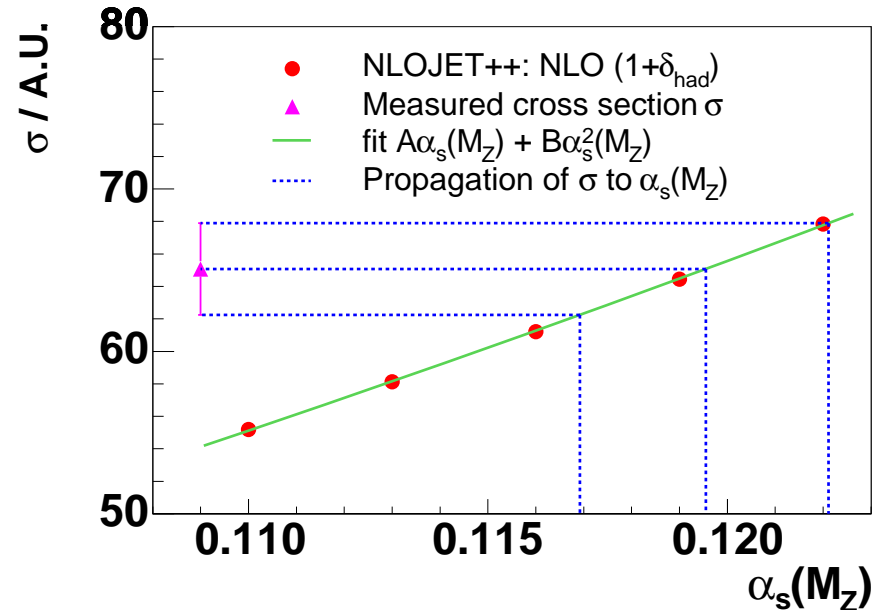
- boson-gluon fusion:  $\gamma + g \rightarrow q + \bar{q}$
- QCD-Compton:  $\gamma + q \rightarrow q + g$

=> Directly sensitive to  $\alpha_s$  and gluon/quark density in the proton

# How to use jet data to extract $\alpha_s(M_Z)$

## the general method

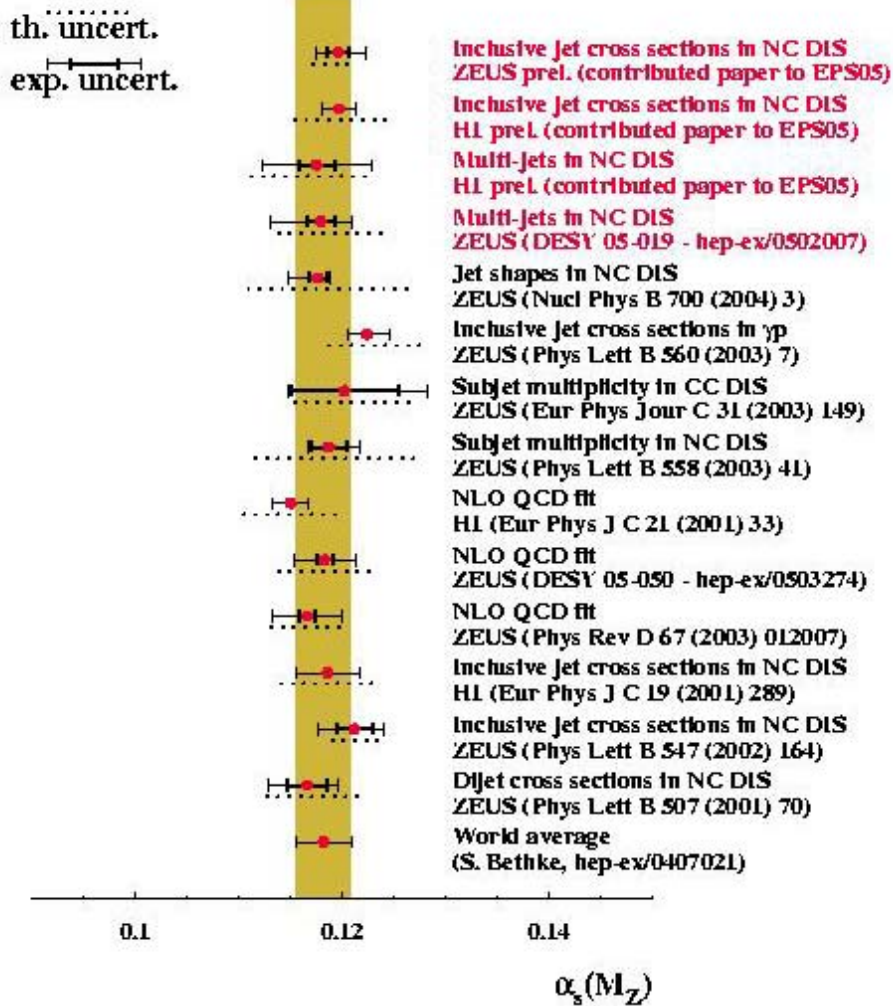
- Use a programme (like **NLOJET** or **DISENT**) which **predicts NLO QCD cross-sections for jet production** to predict the subcross-section for a particular bin  $i$  for several different fixed values of  $\alpha_s(M_Z)$
- Use PDFs which are compatible with these  $\alpha_s(M_Z)$  values (CTEQ4A, MRST99, ZEUS-S variable  $\alpha_s$  series)
- Fit the **predictions for each bin** to  $\sigma_i(\alpha_s(M_Z)) = A_i \alpha_s(M_Z) + B_i \alpha_s^2(M_Z)$  to determine  $A_i, B_i$ , so that we have a **prediction for ANY value of  $\alpha_s(M_Z)$**
- Map the **measured value of the cross-section and its statistical errors** onto this function to determine  $\alpha_s(M_Z)$  and its **statistical errors**



Systematic uncertainties on  $\alpha_s(M_Z)$  are evaluated by repeating the procedure with the measurement shifted according to each source of systematic uncertainty.

Theoretical uncertainties are evaluated by repeating the procedure with the predictions shifted according to different theoretical assumptions

# ZEUS/HERA $\alpha_s$ determinations



C. Glasman

The situation at EPS05 is illustrated here  
There are results from jet production and inclusive DIS

Results from jet production have the smallest theoretical uncertainties for inclusive jet production and di-jet/single-jet or tri-jet/di-jet ratios

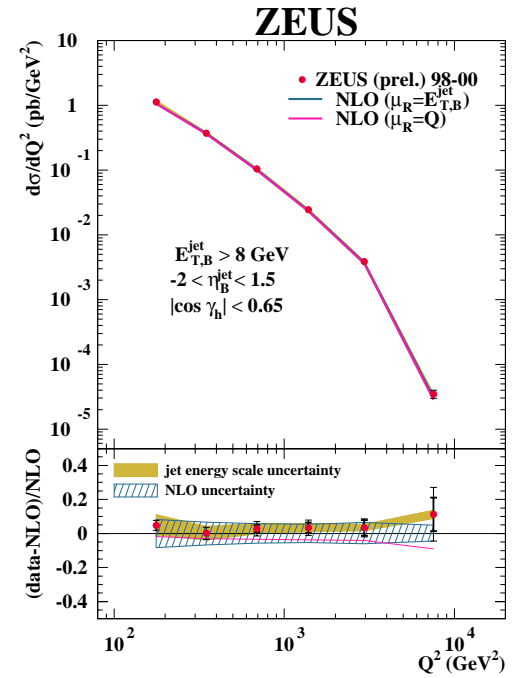
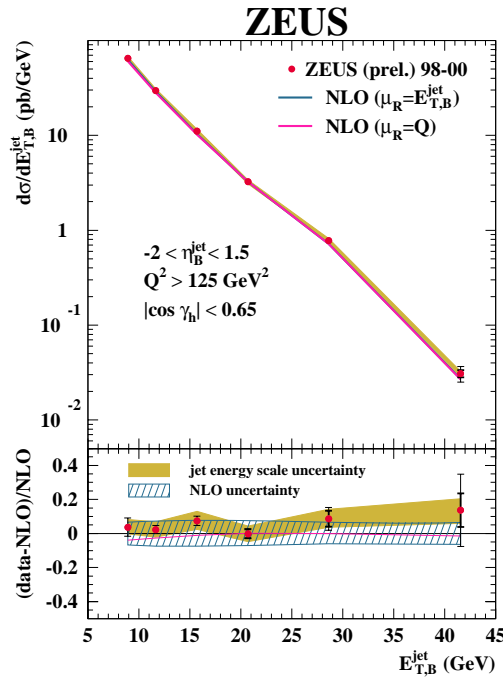
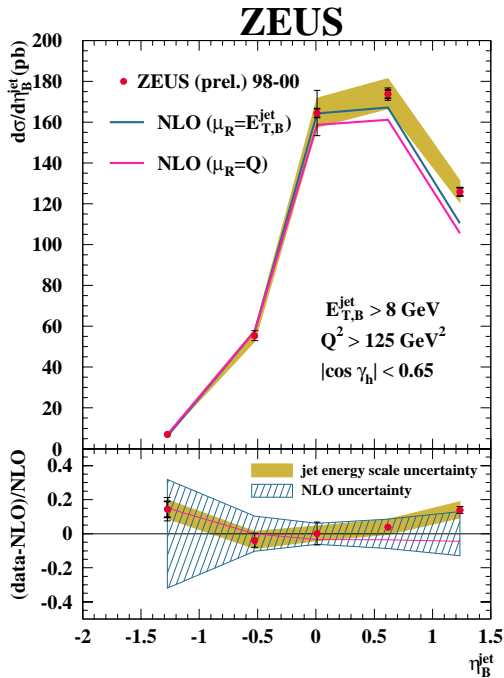
**A HERA average**

$$\alpha_s(M_Z) = 0.1186 \pm 0.0011(\text{exp}) \pm 0.0050(\text{th})$$

Uses known experimental correlations within each experiment, full correlation of theoretical scale uncertainties, but assumes no ZEUS/H1 correlation.

There have been new results recently

.....



Jet production cross-sections from  $81.7 \text{ pb}^{-1}$  of 98/00 data are very well described by predictions of NLO QCD

Jet cross sections for  $Q^2 > 125 \text{ GeV}^2$  compared to predictions from DISENT

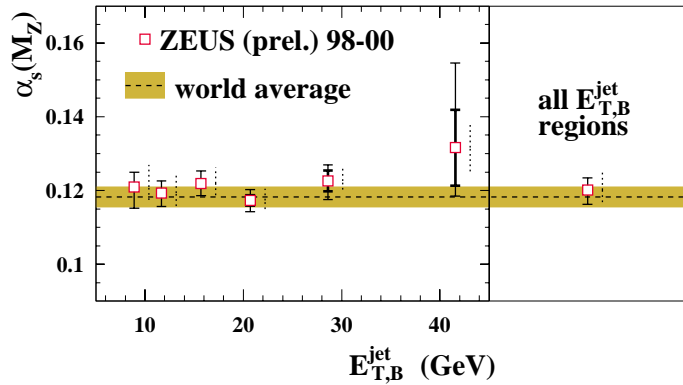
$\mu_R = \mu_F = E_T$ , or  $Q$ ,  $\alpha_s(M_Z) = 0.1175$ , MRST99 PDFs

Plus hadronisation corrections and  $Z_0$  corrections

Largest experimental systematic uncertainty from absolute energy scale of jets  $\Rightarrow 5\%$

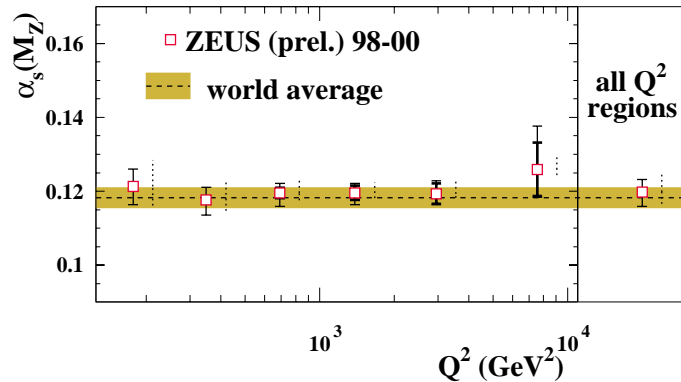
Largest theoretical uncertainty from varying  $\mu_R$  by a factor of 2  $\Rightarrow 5\%$

## ZEUS



$$\alpha_s(M_Z) = 0.1201 \pm 0.0006(\text{stat})^{+0.0033}_{-0.0038}(\text{sys})^{+0.0049}_{-0.0032}(\text{th})$$

## ZEUS



$$\alpha_s(M_Z) = 0.1198 \pm 0.0006(\text{stat})^{+0.0034}_{-0.0039}(\text{sys})^{+0.0049}_{-0.0033}(\text{th})$$

**Best result for  $Q^2$  bins,  $Q^2 > 500 \text{ GeV}^2$  –uncertainties minimised**

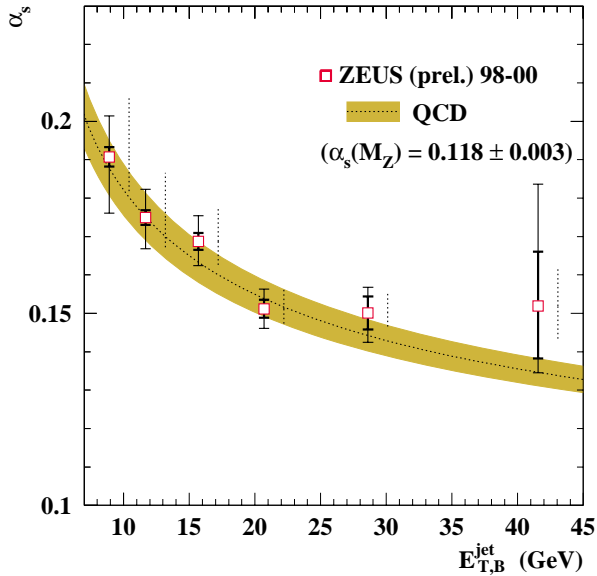
$$\alpha_s(M_Z) = 0.1196 \pm 0.0011(\text{stat})^{+0.0019}_{-0.0025}(\text{sys})^{+0.0029}_{-0.0017}(\text{th})$$

**Compare result from 96/97 data**

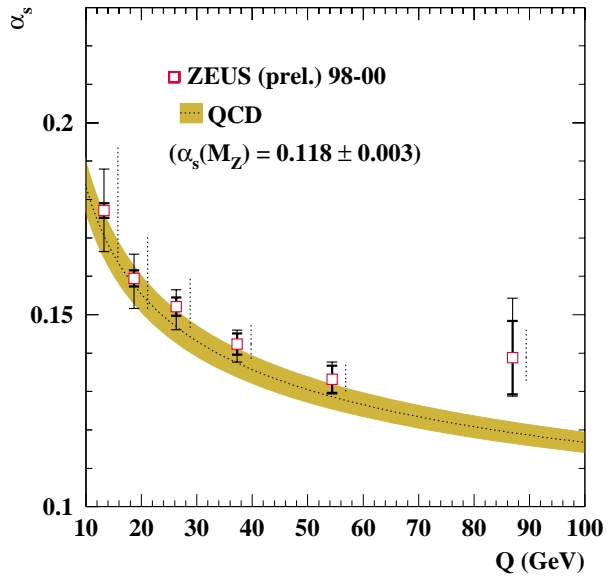
$$\alpha_s(M_Z) = 0.1212 \pm 0.0017(\text{stat})^{+0.0023}_{-0.0031}(\text{sys})^{+0.0028}_{-0.0027}(\text{th})$$

**Improvement in statistics  $\Rightarrow$  improvement in estimate of systematics**

# ZEUS

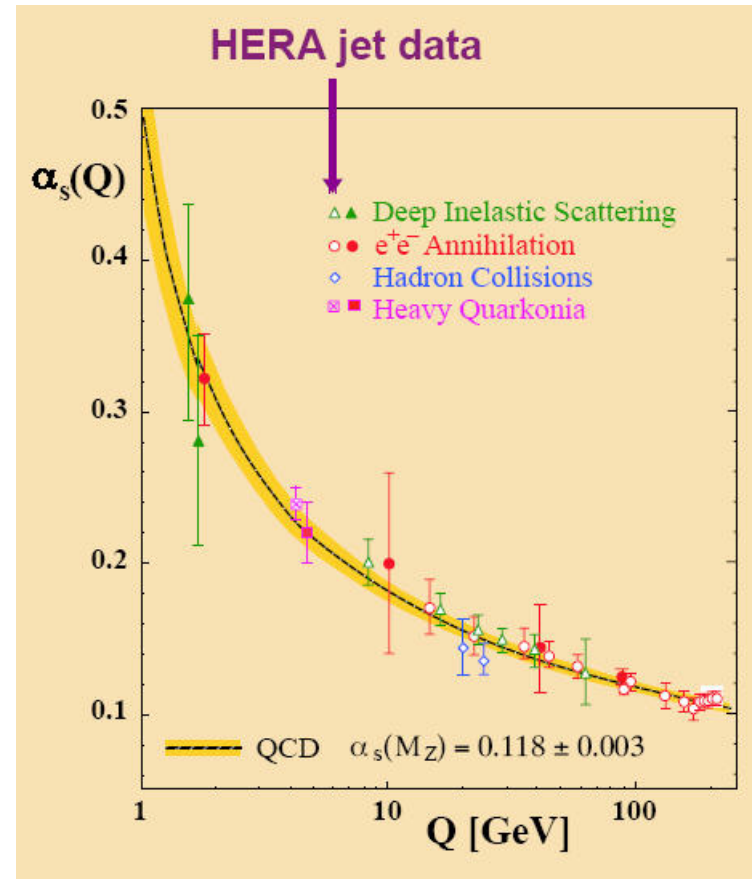


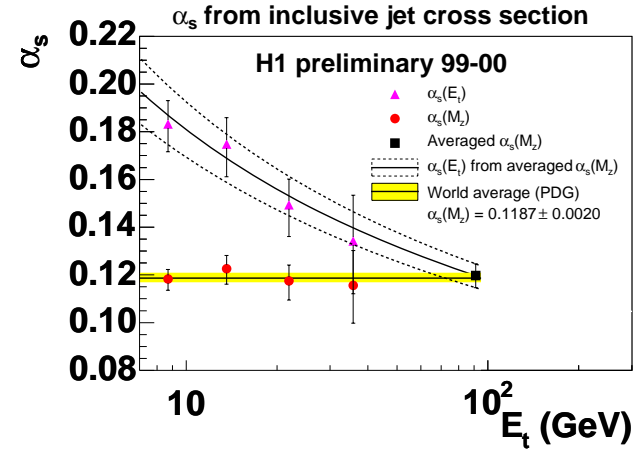
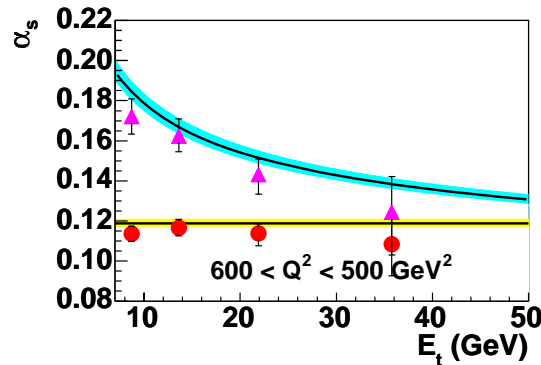
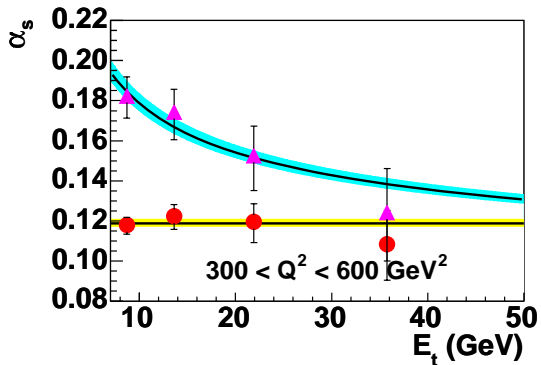
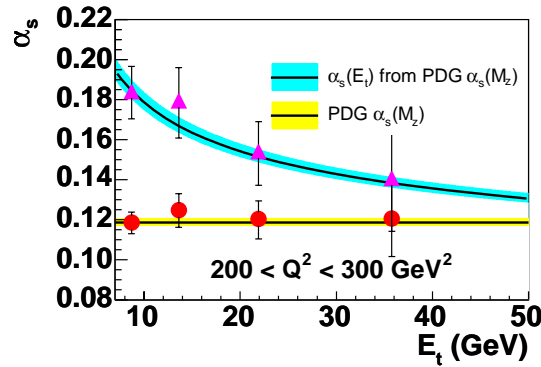
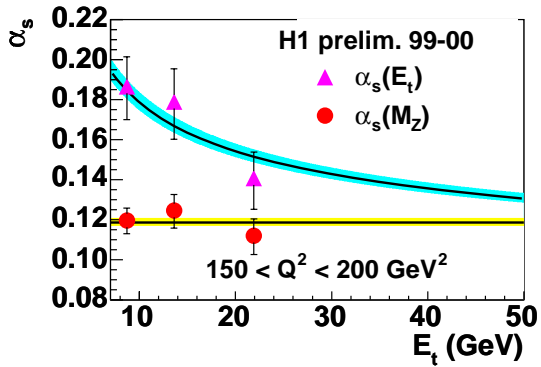
# ZEUS



Method can also be applied to fit for  $\alpha_s(\langle E_T \rangle)$  or  $\alpha_s(\langle Q \rangle)$  to investigate the running of  $\alpha_s$  with scale

Compare with world data



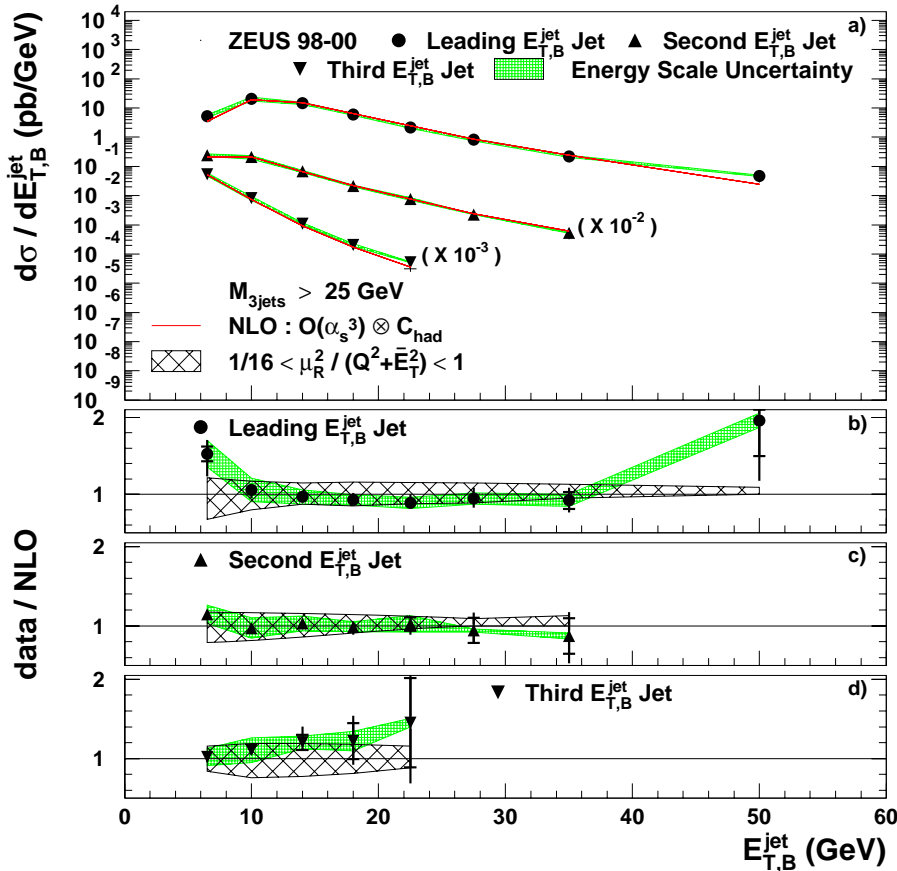


H1 have used a similar method on 61pb-1 of 99/00 data, using NLOJET++ and CTEQ5M PDFs for the jet predictions in  $Q^2, E_T$  and  $E_T$  bins

$$\alpha_s(M_Z) = 0.1175 \pm 0.0016 \text{ (exp)} \text{ } ^{+0.0046}_{-0.0048} \text{ (th)}$$



# ZEUS



Largest experimental uncertainty-  
calorimeter energy scale

Largest theoretical uncertainty-  
renorm and factorisation scale

Have previously used the di-jet/single-jet cross-sections to extract  $\alpha_s(M_Z)$  Phys.Lett.507(2001)70.

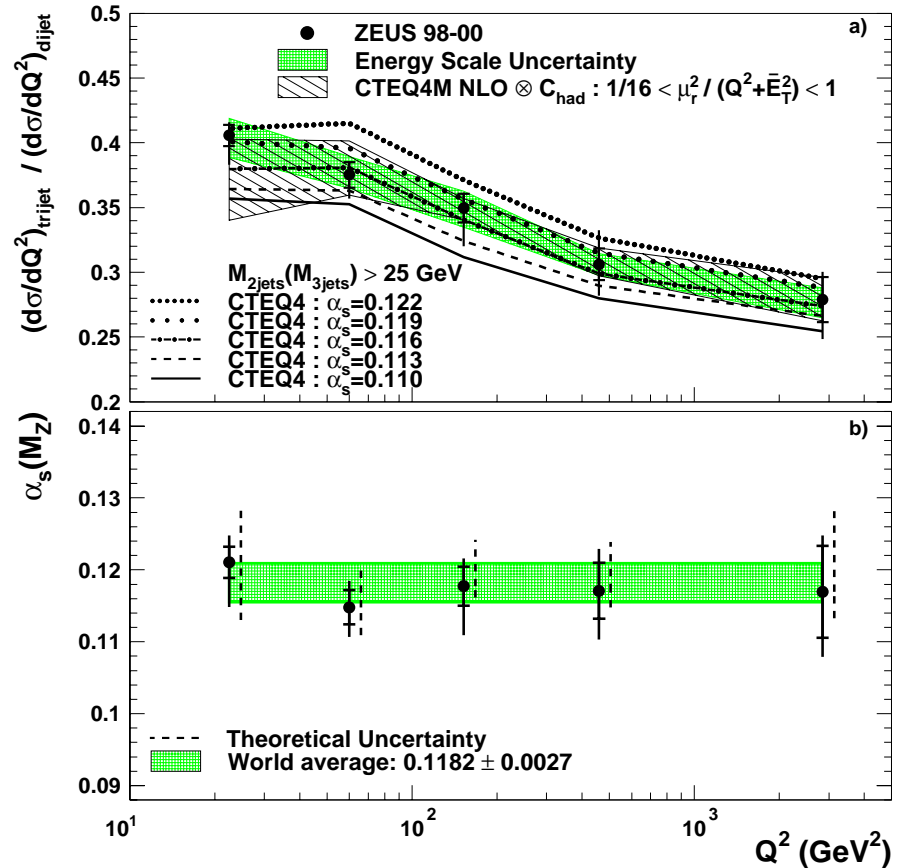
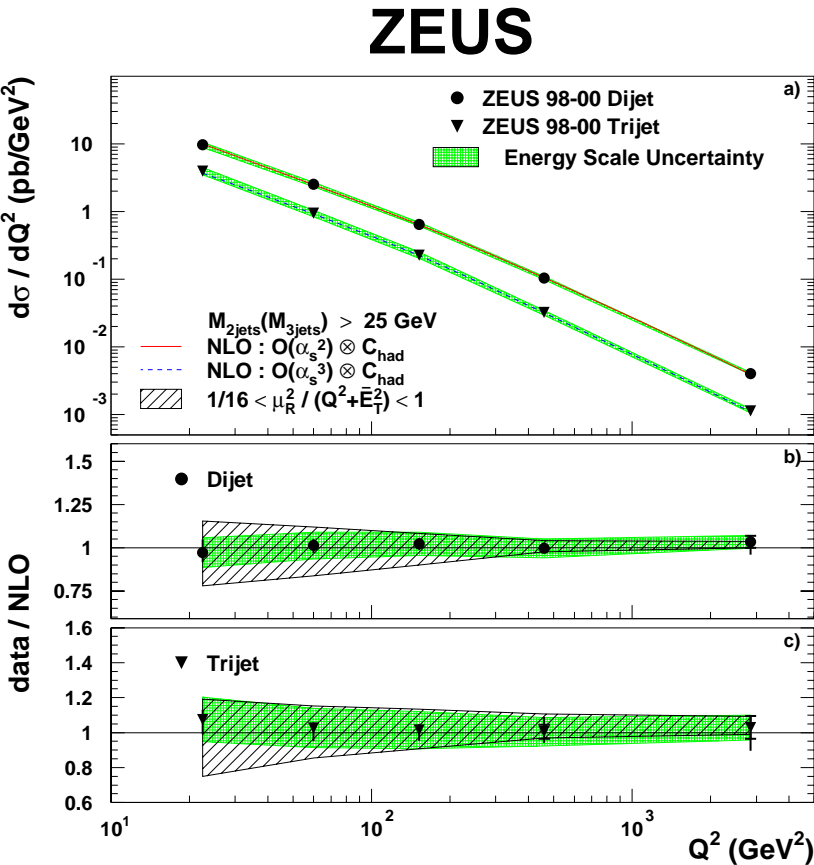
Now use the same idea on tri-jet/di-jet cross sections. There is higher sensitivity to  $\alpha_s(M_Z)$  in tri-jet cross-sections, and we retain the advantage that many correlated experimental and theoretical uncertainties cancel out in ratio.

82pb-1 of 98/00 data.

Need NLOJET for trijet cross-section prediction, CTEQ6 PDFs and  $\mu_R = \mu_F = (E_T^2 + Q^2)/4$ ,

where  $E_t$  is the average  $E_t$  of the two or three jets.

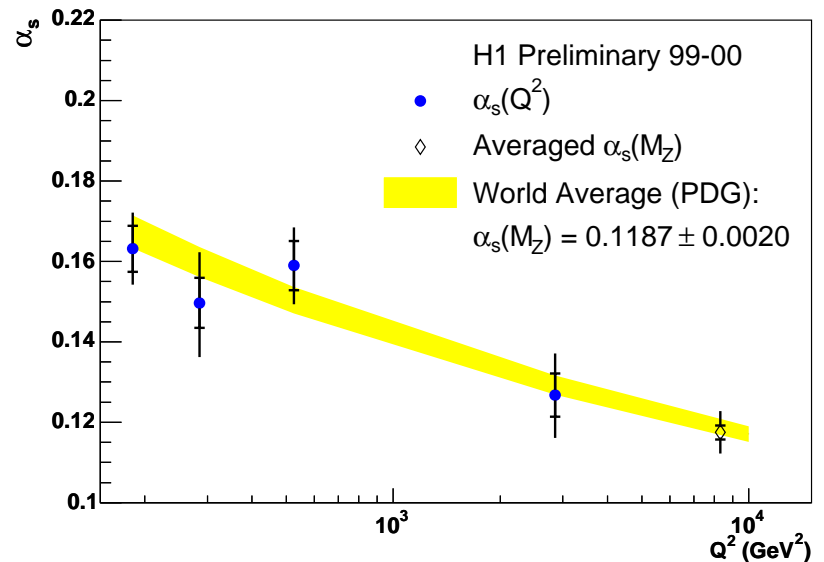
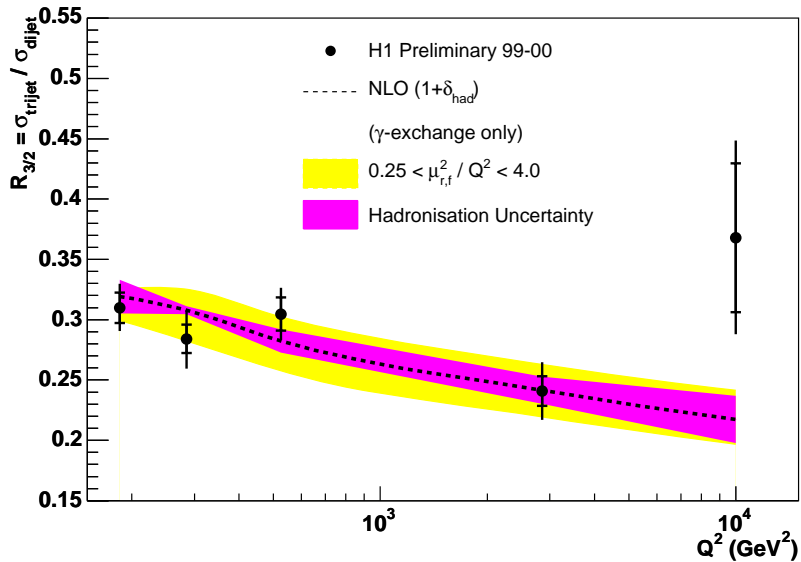
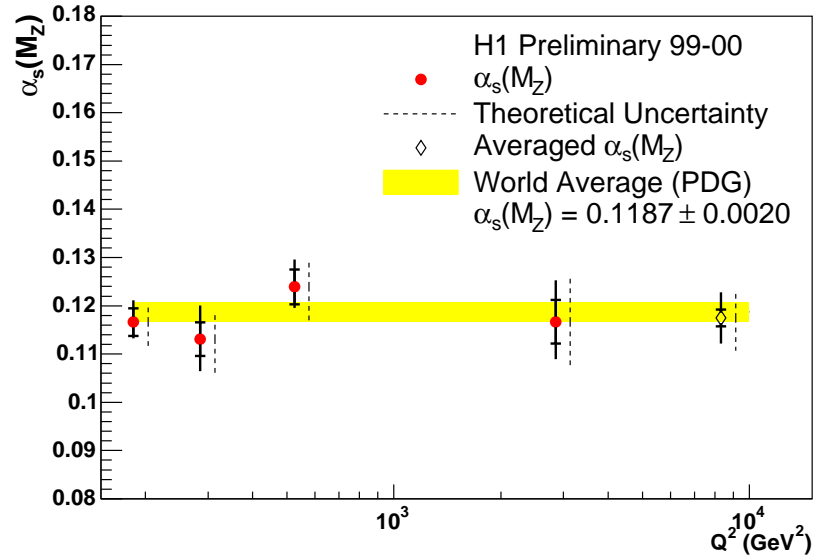
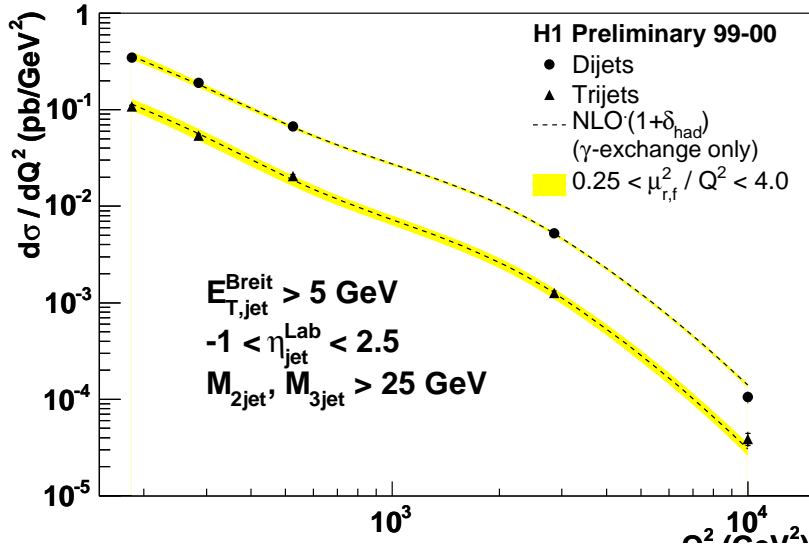
# ZEUS



The usual method to extract  $\alpha_s(M_Z)$  is applied to predictions of  $R_{3/2}(\alpha_s(M_Z))$  using the CTEQ4A series for PDFs with different  $\alpha_s(M_Z)$  values

$$\alpha_s(M_Z) = 0.1179 \pm 0.0013 \text{ (stat)}^{+0.0028}_{-0.0046} \text{ (sys)}^{+0.0054}_{-0.0046} \text{ (th)}$$

$$\alpha_s(M_Z) = 0.1175 \pm 0.0017 \text{ (stat)} \pm 0.005 \text{ (sys)}^{+0.0054}_{-0.0068} \text{ (th)}$$



Using jet data in PDF fits – pioneering paper H1 Eur.Phys.J.C19(2001)289  
but for  $\alpha_s(M_Z)$  and gluon PDF only

Where does the information come from in a global fit compared to a fit including only ZEUS data ?

	<b>Global</b>	<b>HERA Only</b>
Valence	Predominantly fixed target data ( $\nu$ -Fe and $\mu$ D/ $\mu$ p)	High $Q^2$ NC/CC $e^\pm$ cross sections
Sea	Low-x from NC DIS High-x from fixed target Flavour from fixed target	Low-x from NC DIS High-x less precise Flavour ?(need assumptions)
Gluon	Low-x from HERA $dF_2/d\ln Q^2$ High-x from Tevatron jets and momentum sum rule	Low-x from HERA $dF_2/d\ln Q^2$ High-x from jet data and momentum sum rule

ANALYSES FROM HERA ONLY ...

- Systematics well understood - measurements from our own experiment
- No complications from heavy target Fe or D corrections
- No assumption on strong isospin

## Data sets

- A total of 577 data points from 112pb-1 of data
- Kinematic region:  
 $2.7 < Q^2 < 30\,000 \text{ GeV}^2$   
 $6.3 \cdot 10^{-5} < x < 0.65$   
 $W^2 > 20 \text{ GeV}^2$
- Full account of the correlated systematic uncertainties
- A good description of the measured cross sections is obtained with:

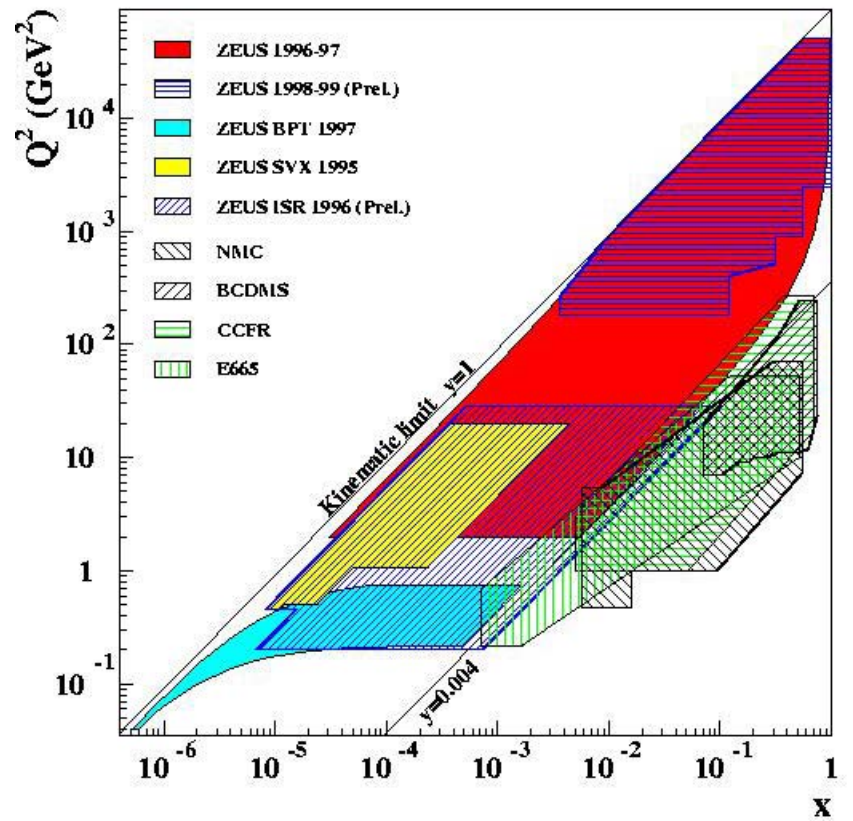
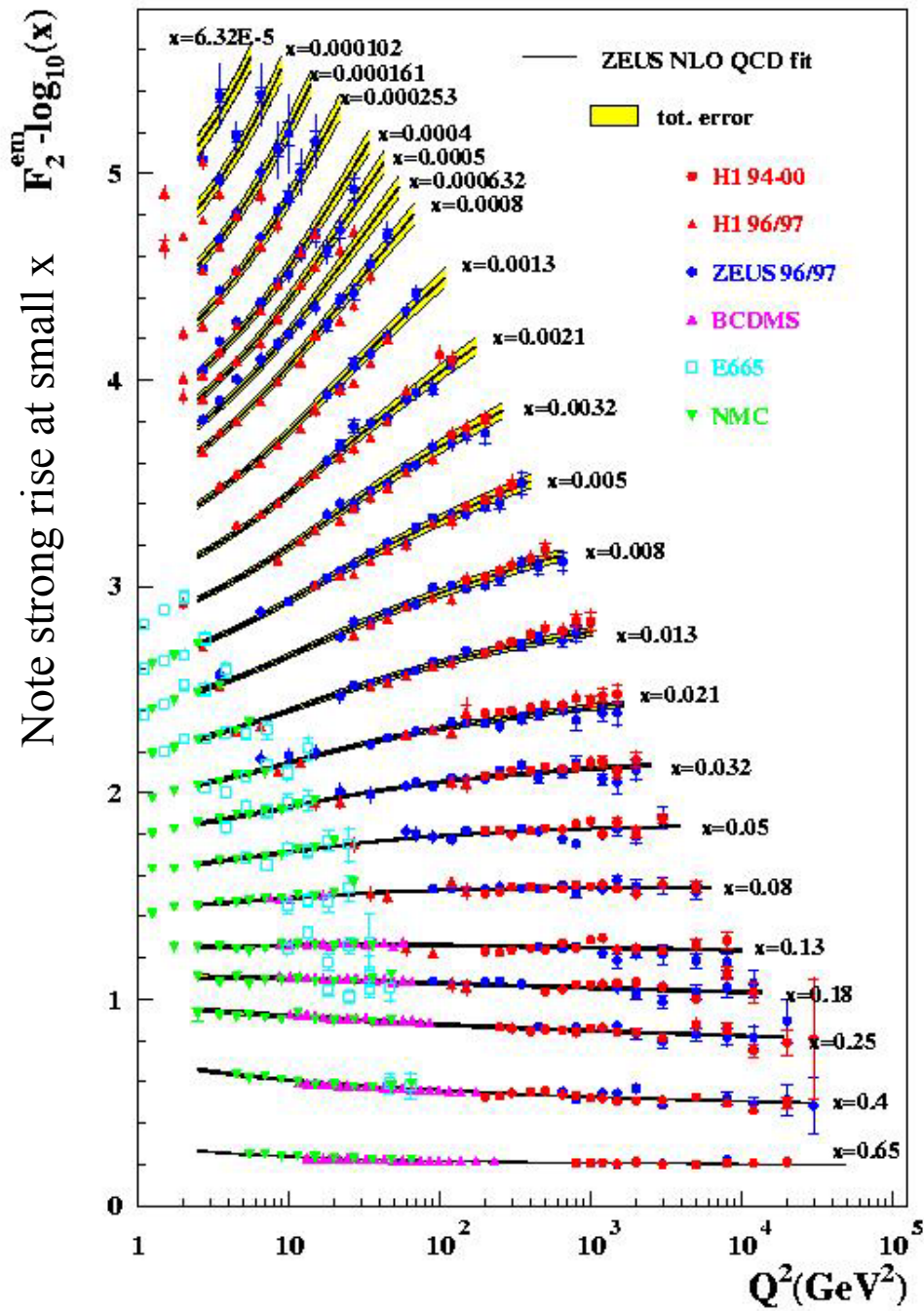
$\chi^2/\text{data-points}$

470/577

ZEUS Data Set	Ndata	Kinematic Region
NC e <sup>+</sup> p 96-97	242	$2.7 < Q^2 < 30\,000 \text{ GeV}^2$ $6.3 \cdot 10^{-5} < x < 0.65$
CC e <sup>+</sup> p 94-97	29	$280 < Q^2 < 17\,000 \text{ GeV}^2$ $0.015 < x < 0.42$
NC e <sup>-</sup> p 98-99	92	$200 < Q^2 < 30\,000 \text{ GeV}^2$ $0.005 < x < 0.65$
CC e <sup>-</sup> p 98-99	26	$280 < Q^2 < 17\,000 \text{ GeV}^2$ $0.015 < x < 0.42$
NC e <sup>+</sup> p 99-00	90	$200 < Q^2 < 30\,000 \text{ GeV}^2$ $0.005 < x < 0.65$
CC e <sup>+</sup> p 99-00	30	$280 < Q^2 < 17\,000 \text{ GeV}^2$ $0.008 < x < 0.42$
DIS jets e <sup>+</sup> p 96-97	30	$125 < Q^2 < 30\,000 \text{ GeV}^2$ $8 < E_{\text{T}}^{\text{B}} < 100 \text{ GeV}$
$\gamma$ p dijets e <sup>+</sup> p 96-97	38	$14 < E_{\text{T}}^{\text{jet}1} < 75 \text{ GeV}$

ZEUS-JETS and ZEUS-JETS- $\alpha_s$  fits

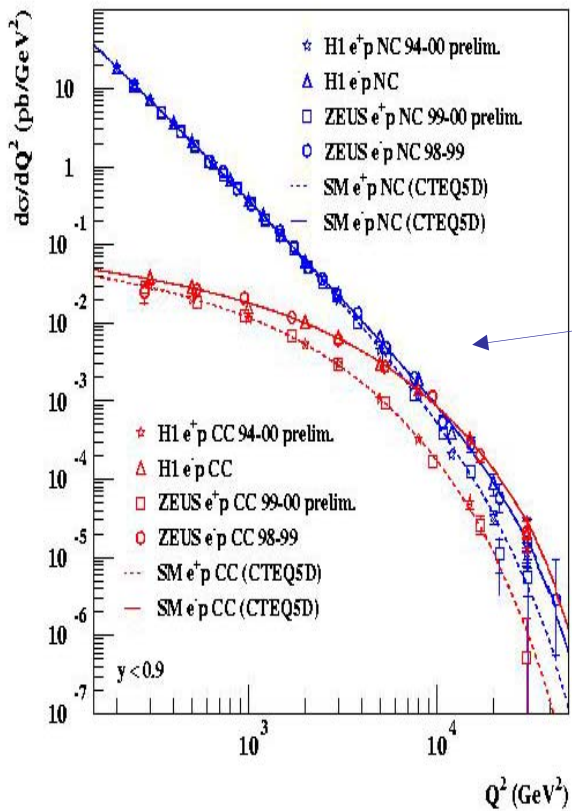
# Bjorken scaling is broken – $\ln(Q^2)$



Terrific expansion in measured range across the x,  $Q^2$  plane throughout the 90's

HERA data

Pre HERA fixed target  $\mu p, \mu D$   
NMC, BDCMS, E665 and  $\nu, \bar{\nu}$  Fe CCFR



HERA data 98-00 have provided information at high  $Q^2 \rightarrow Z^0$  and  $W^{+/-}$  become as important as  $\gamma$  exchange  $\rightarrow$  NC and CC cross-sections comparable

For NC processes

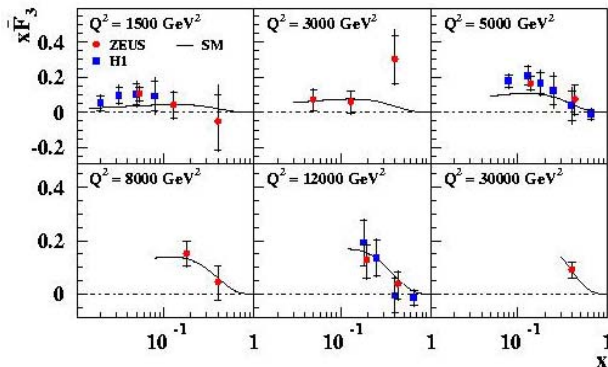
$$F_2 = \sum_i A_i(Q^2) [xq_i(x, Q^2) + x\bar{q}_i(x, Q^2)]$$

$$xF_3 = \sum_i B_i(Q^2) [xq_i(x, Q^2) - x\bar{q}_i(x, Q^2)]$$

$$A_i(Q^2) = e_i^2 - 2 e_i v_i v_e P_Z + (v_e^2 + a_e^2)(v_i^2 + a_i^2) P_Z^2$$

$$B_i(Q^2) = -2 e_i a_i a_e P_Z + 4 a_i a_e v_i v_e P_Z^2$$

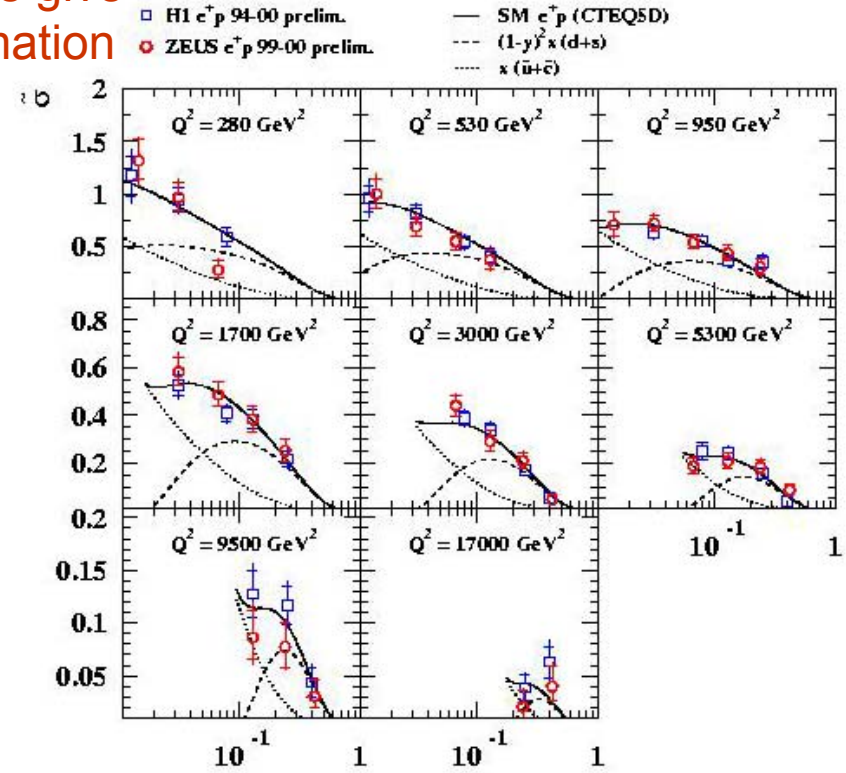
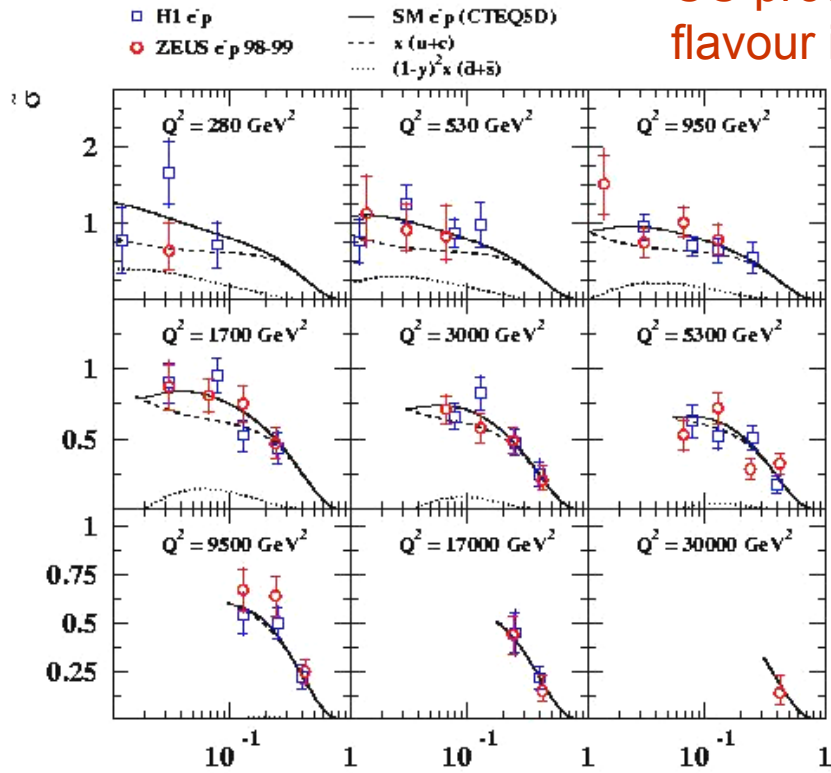
$$P_Z^2 = Q^2 / (Q^2 + M_Z^2) 1 / \sin^2 \theta_W$$



$\rightarrow$  a new valence structure function  $xF_3$  due to Z exchange is measurable from low to high x- on a pure proton target  $\rightarrow$  no heavy target corrections- no assumptions about strong isospin

$\rightarrow$  e- running at HERA-II will greatly improve this measurement

# CC processes give flavour information



$$\frac{d^2\sigma(e-p)}{dx dy} = \frac{G_F^2 M_W^4}{2\pi x(Q^2+M_W^2)^2} [x(u+c) + (1-y)^2 x(\bar{d}+\bar{s})]$$

$M_W$  information

$u_v$  at high x

$$\frac{d^2\sigma(e+p)}{dx dy} = \frac{G_F^2 M_W^4}{2\pi x(Q^2+M_W^2)^2} [x(\bar{u}+\bar{c}) + (1-y)^2 x(d+s)]$$

$d_v$  at high x

Measurement of high-x  $d_v$  on a pure proton target

(even Deuterium needs corrections. Does  $d_v/u_v \Rightarrow 0$ , as  $x \Rightarrow 1$ ?)

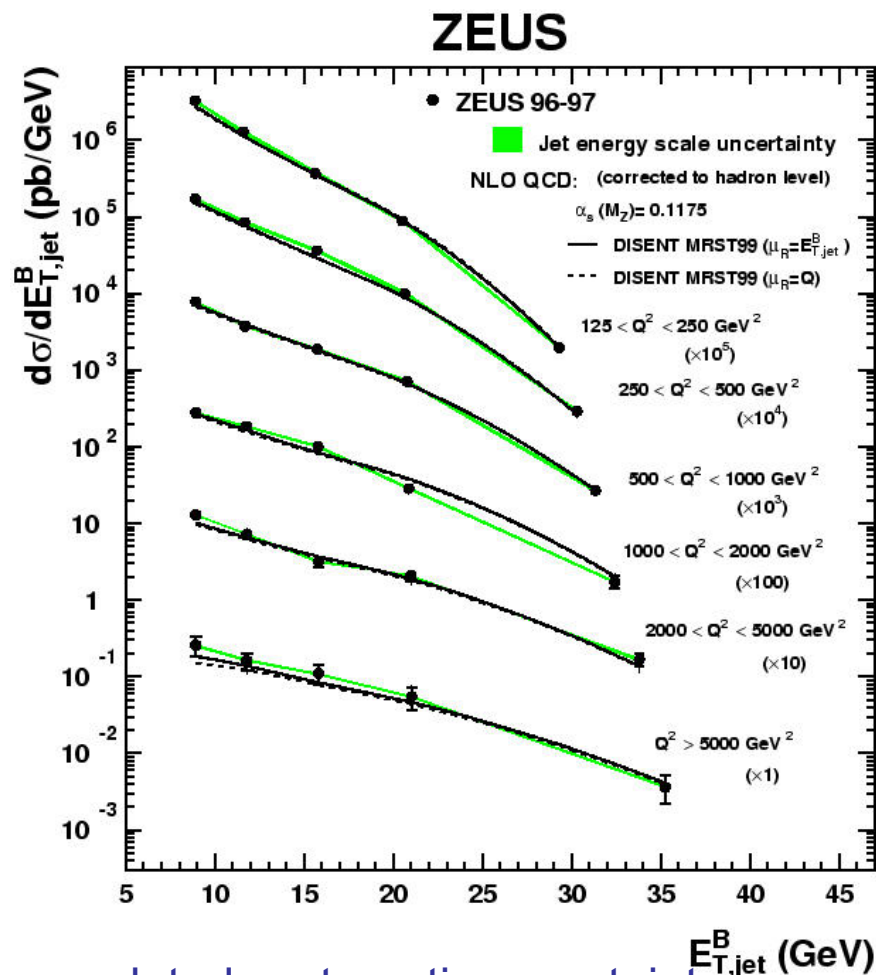
Does  $u$  in proton =  $d$  in neutron?)



# Inclusive Jet Cross Sections in $e^+p$ NC DIS

ZEUS coll., PL B547 164 (2002)

- **Phase space:**
  - $Q^2 > 125 \text{ GeV}^2$
  - $E_{T,\text{jet}}^B > 8 \text{ GeV}$  and  $-2 < \eta_{\text{jet}}^B < 1.8$
- **Jets identified** with the  $k_T$  cluster algorithm in the Breit frame
- **Small Experimental uncertainties:**
  - jet energy scale ( $\sim 1\%$  for  $E_{T,\text{jet}} > 10 \text{ GeV}$ )
  - =>  $\pm 5\%$  on the cross sections
- **Small theoretical uncertainties:**
  - higher order terms  $\pm 5\%$
  - Hadronic corrections ( $C_{\text{had}} < 10\%$  and  $\Delta C_{\text{had}} \sim 1\%$ )



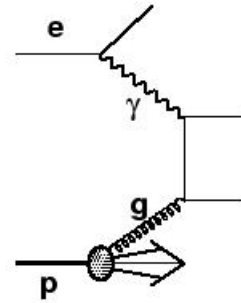
The calorimeter energy scale is treated as a correlated systematic uncertainty  
 The factorization scale,  $\mu_F = Q$ , renormalization scale  $\mu_R = Q$ , (ET as a cross-check)

# Dijet photoproduction

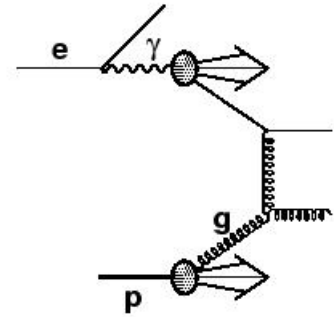
Measure dijet production in  $\gamma p$  collisions  
via ep scattering for  $Q^2 \sim 0$

At LO two processes contribute  $\Rightarrow$

Direct sensitivity to  $\alpha_s$  and proton gluon  
PDFs



Direct process



Resolved process

But for the resolved process there will be some sensitivity to the photon PDFs.  
So the PDF fit analysis was restricted to  
the direct-process-enriched region,  $x_V^{\text{obs}} > 0.75$ , where

$$X_V^{\text{obs}} = \sum_i E_T^{\text{jet}_i} \exp(-\eta^{\text{jet}_i}) / (2yE_e)$$

is the fraction of the photon's momentum taking  
part in the hard process.

At NLO one cannot make this distinction precisely, there will be some  
sensitivity to photon PDFs even in the direct enriched sample- The AFG  
photon PDF is used, and the CJK and GRV photon PDFs are used as checks

# Dijet $\gamma p$ cross sections for $x_\gamma^{\text{obs}} > 0.75$

ZEUS Coll., EPJ C23 615 (2002)

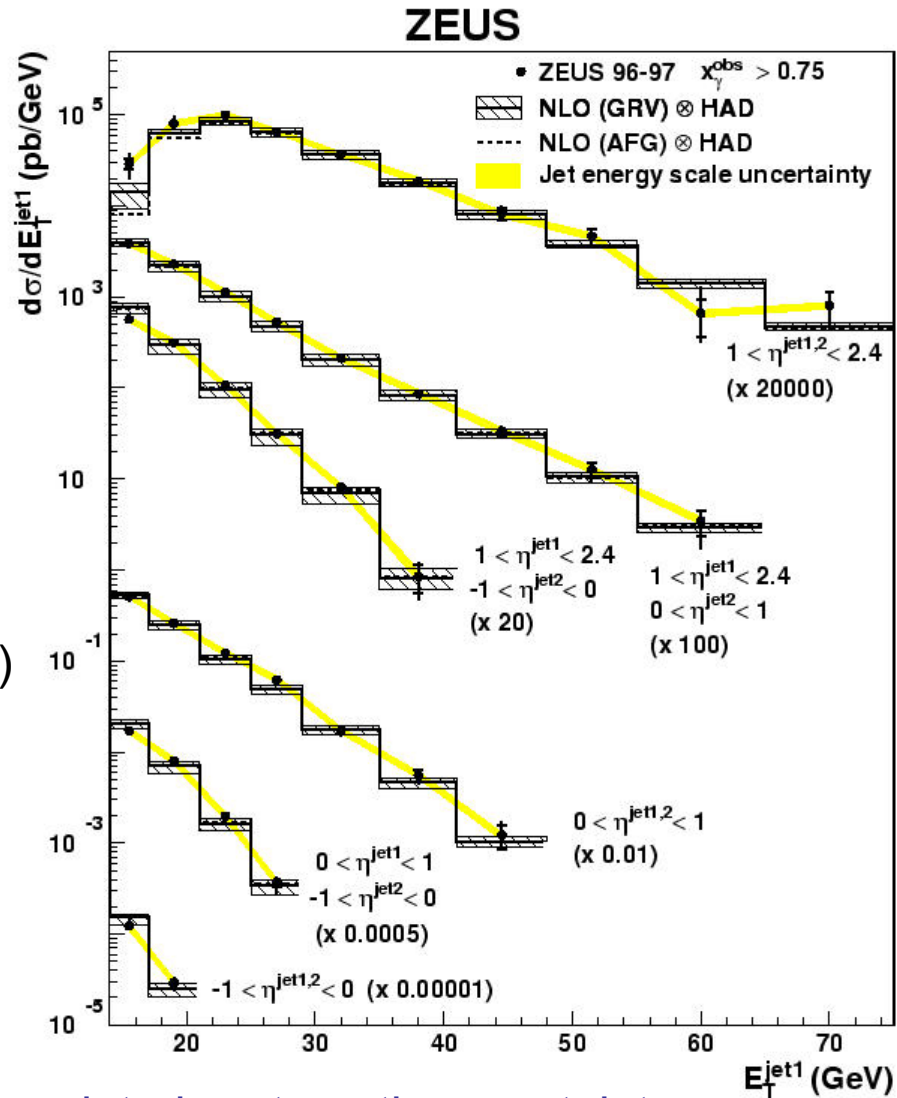
- Phase space:**

$E_{T}^{\text{jet1,(2)}} > 14$  (11) GeV and  
 $-1 < \eta^{\text{jet1,2}} < 2.4$  and  $x_\gamma^{\text{obs}} > 0.75$   
 and  
 $Q^2 < 1 \text{ GeV}^2$  and  $134 < W_{\gamma p}^2 < 277 \text{ GeV}^2$

- Jets identified with the  $k_T$  cluster algorithm in the Lab frame

- Small Experimental uncertainties:**  
 → jet energy scale ( $\sim 1\%$  for  $E_{T,\text{jet}} > 10 \text{ GeV}$ )  
 =>  $\pm 5\%$  on the cross sections

- Small theoretical uncertainties:**
  - higher order terms  $\pm 10\%$
  - Hadronic corrections  
 ( $C_{\text{had}} < 10\%$  and  $\Delta C_{\text{had}} \sim 2-3\%$ )



The calorimeter energy scale is treated as a correlated systematic uncertainty

The factorization and renormalization scales,  $\mu_F = \mu_R = ET/2$  (summed ET of final state particles)

# Recap of the method

- $x_{uv}(x) = A_u x^{av} (1-x)^{bu} (1 + C_u x)$   
 $x_{dv}(x) = A_d x^{av} (1-x)^{bd} (1 + C_d x)$   
 $x_S(x) = A_s x^{as} (1-x)^{bs} (1 + C_s x)$   
 $x_g(x) = A_g x^{ag} (1-x)^{bg} (1 + C_g x)$   
 $x\Delta(x) = x(d-u) = A\Delta x^{av} (1-x)^{bs+2}$

Parametrize parton distribution functions PDFs at  $Q^2_0 = 7 \text{ GeV}^2$

Evolve in  $Q^2$  using NLO DGLAP (QCDNUM 16.12)

$$\frac{\partial q_i(x, Q^2)}{\partial \log Q^2} = \frac{\alpha_S}{2\pi} \int_x^1 \frac{dy}{y} \left\{ P_{q_i q_j}(y, \alpha_S) q_j\left(\frac{x}{y}, Q^2\right) + P_{q_i g}(y, \alpha_S) g\left(\frac{x}{y}, Q^2\right) \right\}$$

$$\frac{\partial g(x, Q^2)}{\partial \log Q^2} = \frac{\alpha_S}{2\pi} \int_x^1 \frac{dy}{y} \left\{ P_{g q_j}(y, \alpha_S) q_j\left(\frac{x}{y}, Q^2\right) + P_{g g}(y, \alpha_S) g\left(\frac{x}{y}, Q^2\right) \right\}$$

Convolute PDFs with coefficient functions to give structure functions and hence cross-sections

$$\frac{F_2(x, Q^2)}{x} = \int_0^1 \frac{dy}{y} \left[ \sum_i C_2(z, \alpha_s) q_i(x, Q^2) + C_g(z, \alpha_s) g(y, Q^2) \right]$$

Coefficient functions incorporate treatment of Heavy Quarks by Thorne-Roberts Variable Flavour Number

Model choices  $\Rightarrow$  Form of parametrization at  $Q^2_0$ , value of  $Q^2_0$ , flavour structure of sea, cuts applied, heavy flavour scheme

Fit to data under the cuts,

$W^2 > 20 \text{ GeV}^2$  (to remove higher twist),  
 $30,000 > Q^2 > 2.7 \text{ GeV}^2$

$\leftarrow$  Use of NLO DGLAP

$x > 6.3 \cdot 10^{-5}$

The  $\chi^2$  includes the contribution of correlated systematic errors

$$\chi^2 = \sum_i \frac{[F_i^{\text{QCD}}(\mathbf{p}) - \sum_\lambda s_\lambda \Delta_{i\lambda}^{\text{SYS}} - F_i^{\text{MEAS}}]^2}{(\sigma_i^{\text{STAT}})^2} + \sum s_\lambda^2$$

Where  $\Delta_{i\lambda}^{\text{SYS}}$  is the correlated error on point  $i$  due to systematic error source  $\lambda$  and  $s_\lambda$  are systematic uncertainty fit parameters of zero mean and unit variance

This has modified the fit prediction by each source of systematic uncertainty

The statistical errors on the fit parameters,  $\mathbf{p}$ , are evaluated from  $\Delta\chi^2 = 1$ ,  $s_\lambda = 0$

The correlated systematic errors are evaluated by the Offset method –conservative method -  $s_\lambda = \pm 1$  for each source of systematic error

Now use ZEUS data alone - minimizes data inconsistency (but must consider model dependence carefully)

Major source of model dependence is the form of the parametrization at  $Q^2_0$

- $$\begin{aligned} x_{uv}(x) &= A_u x^{av} (1-x)^{bu} (1 + C_u x) \\ x_{dv}(x) &= A_d x^{av} (1-x)^{bd} (1 + C_d x) \\ x_S(x) &= A_s x^{as} (1-x)^{bs} (1 + C_s x) \\ x_g(x) &= A_g x^{ag} (1-x)^{bg} (1 + C_g x) \\ x_{\Delta}(x) &= A_{\Delta} x^{av} (1-x)^{bs+2} \end{aligned}$$

No  $\chi^2$  advantage in more terms in the polynomial

No sensitivity to shape of  $\Delta = d - u$   
 Assume  $s = (d+u)/4$  consistent with v dimuon data

These parameters control the low-x shape

These parameters control the high-x shape

These parameters control the middling-x shape

$A_u, A_d, A_g$  are fixed by the number and momentum sum-rules

Little low-x valence information to distinguish  $av$  for  $u$  and  $d$  valence

→ 13 parameters for a global fit

But with ZEUS data alone we lack information/sensitivity to  $A_{\Delta}$  – fix to value consistent with Gottfried sum-rule

We also lack information on the high-x Sea – set  $c_s=0$

and on the high-x gluon- unless we add in jet data.....

# Inclusion of Jet cross sections - pioneering paper H1

Eur.Phys.J.C19(2001)289 made a simultaneous fit to the gluon PDF and  $\alpha_s(M_Z)$

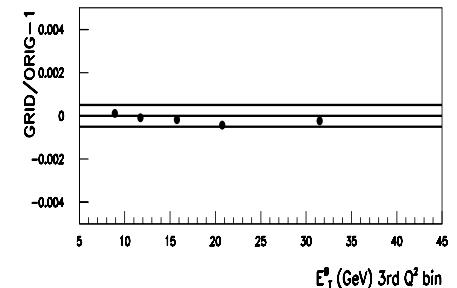
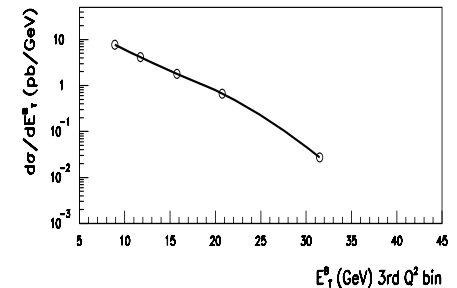
Computation of NLO jet cross sections extremely CPU intensive  
( $\sim O(10)$  hours ) => original programs cannot be used directly in the fit...

...so we used these programs to compute  $\alpha_s$ - and PDF-independent LO/NLO weights,  $\tilde{\sigma}$ , obtained by integrating the partonic cross sections over the 3(2)-dimensional bins of the  $(\xi, \mu_R, \mu_F)$  space.

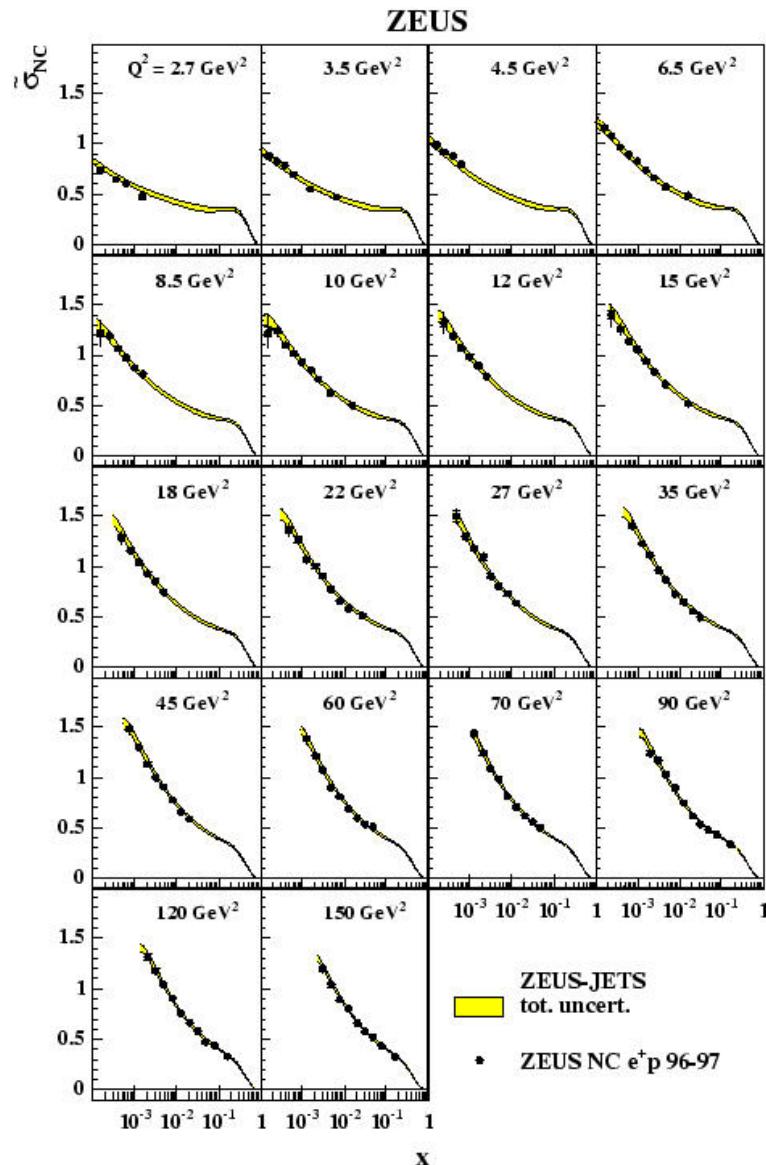
The NLO cross sections were then obtained by folding these weights with the PDFs and  $\alpha_s$  according to

$$\sigma = \sum_n \sum_a \sum_{i,j,k} f_a(\langle \xi \rangle_i, \langle \mu_F \rangle_j) \cdot \alpha_s^n(\langle \mu_R \rangle_k) \cdot \tilde{\sigma}_{a,\{i,j,k\}}^{(n)}$$

This procedure reproduces the “exact” NLO predictions to better than 0.5%



# QCD fit results: Inclusive NC

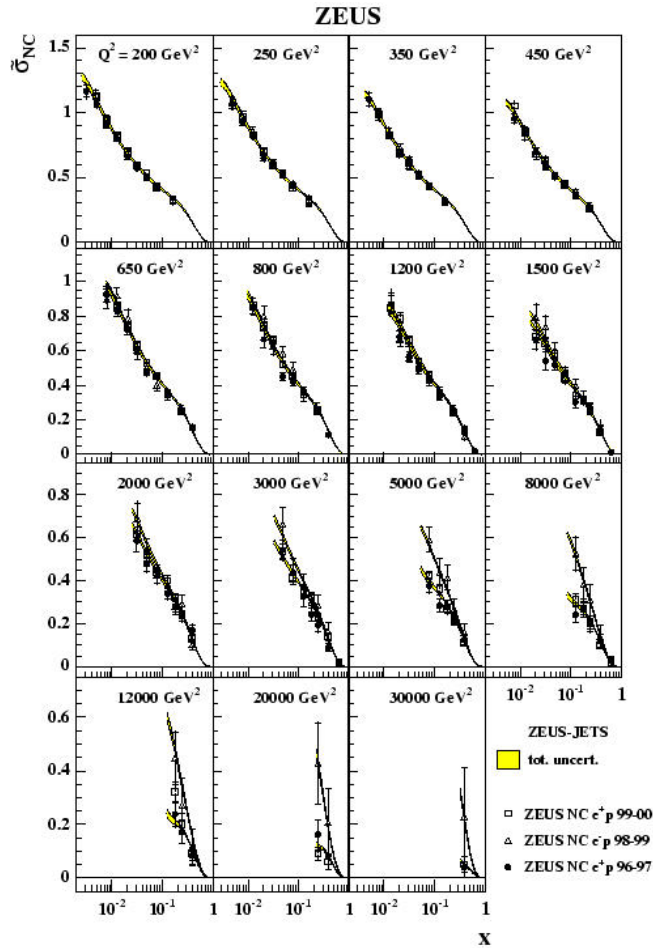


Very good description of the low- medium- $Q^2$   $e^+p$  NC reduced cross sections

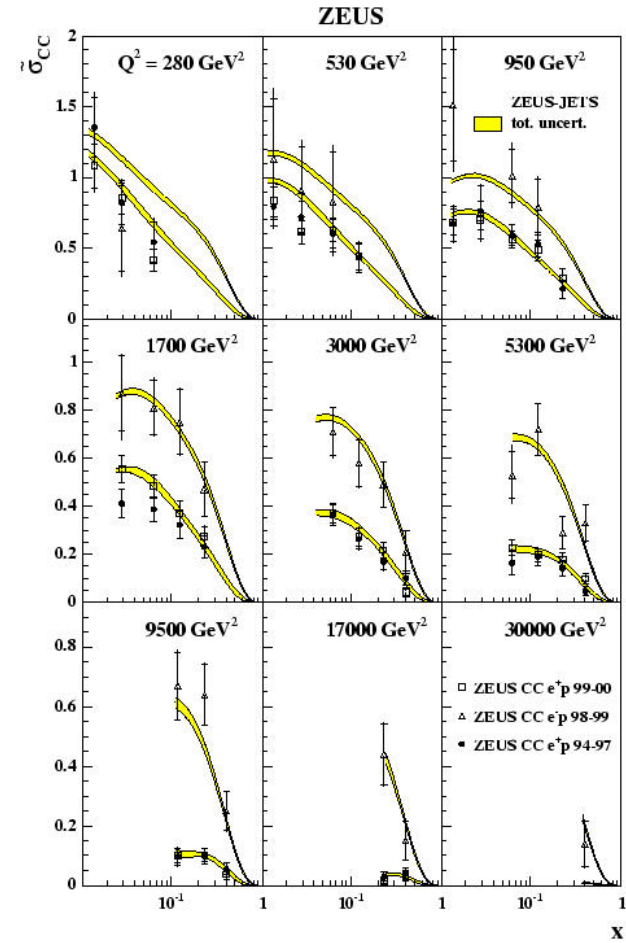


# QCD fit results: high- $Q^2$ NC and CC

NC:



CC:

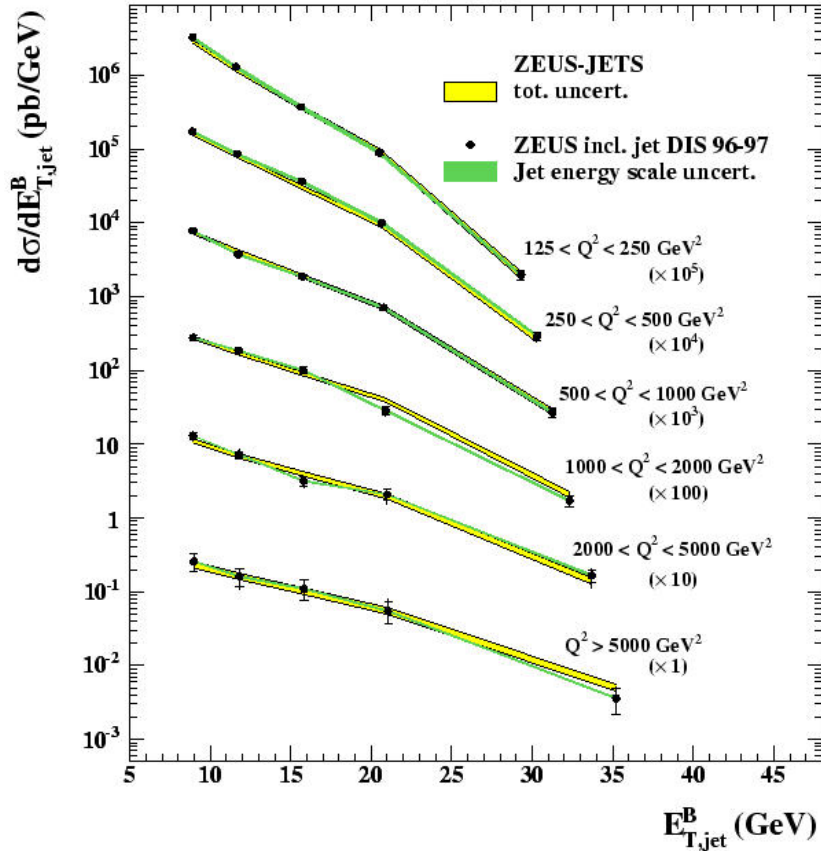


Good description - still limited by statistics => HERAII

# QCD fit results: Jet cross sections

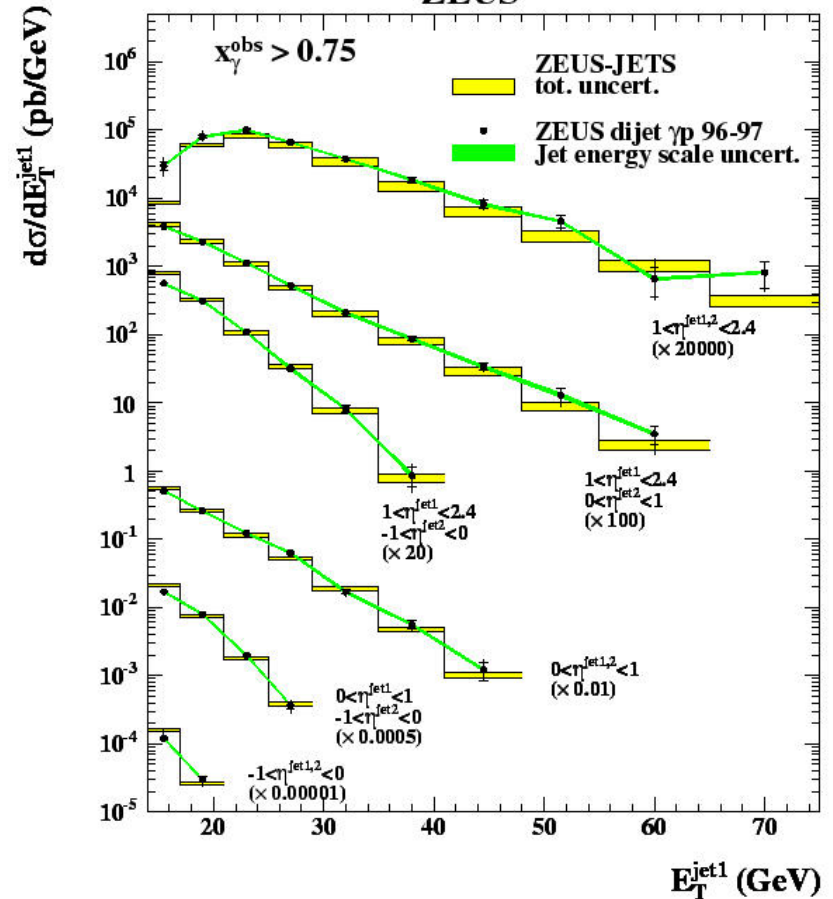
Inclusive jet cross sections in  $e^+p$  NC DIS

ZEUS



Dijet cross sections in  $\gamma p$

ZEUS

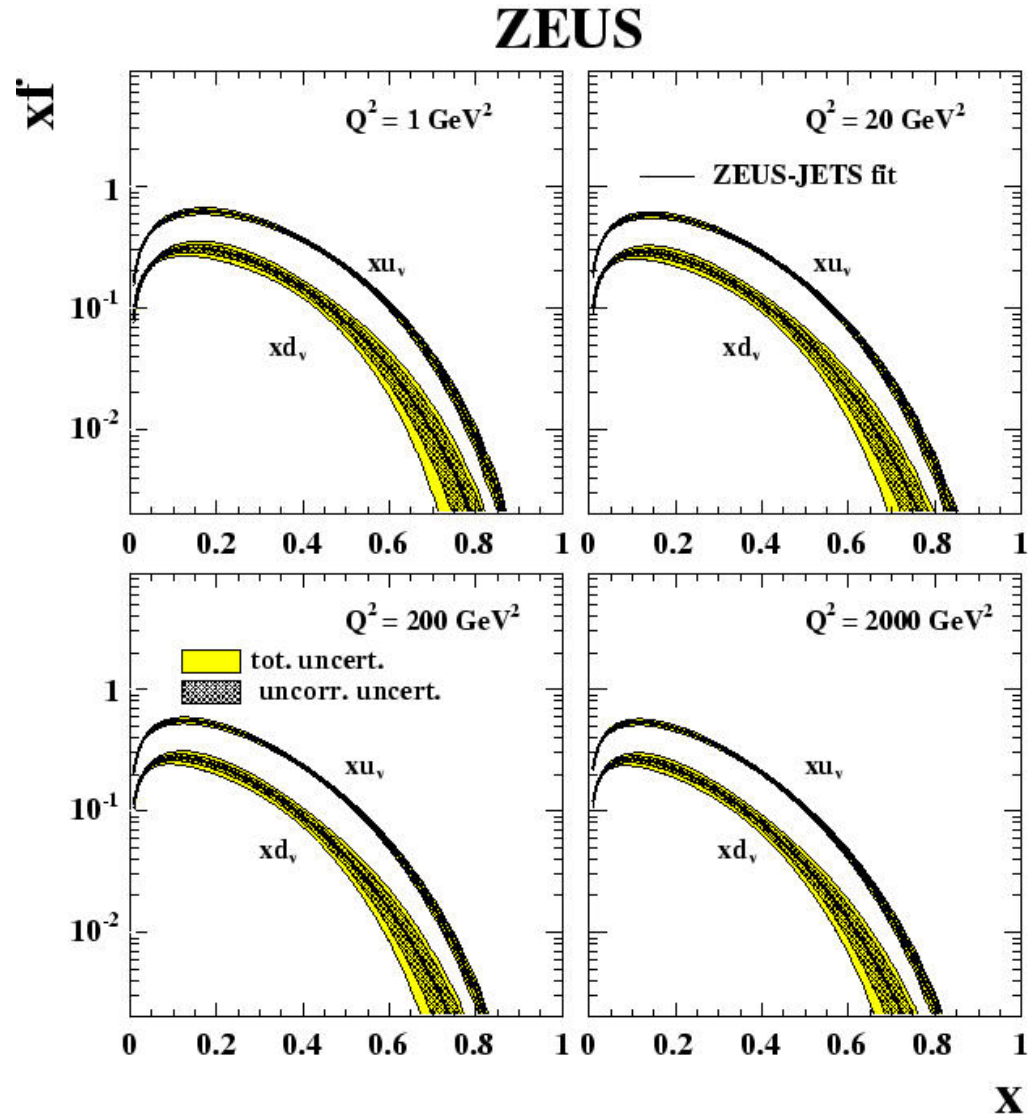


# Valence distributions

-At high-x not as well constrained as when including fixed-target data

-...but becoming competitive + being free from heavy-target corrections, isospin-symmetry assumptions etc.

To further improve here we need precision high- $Q^2$   $e^\pm p$  CC/NC data from HERA II

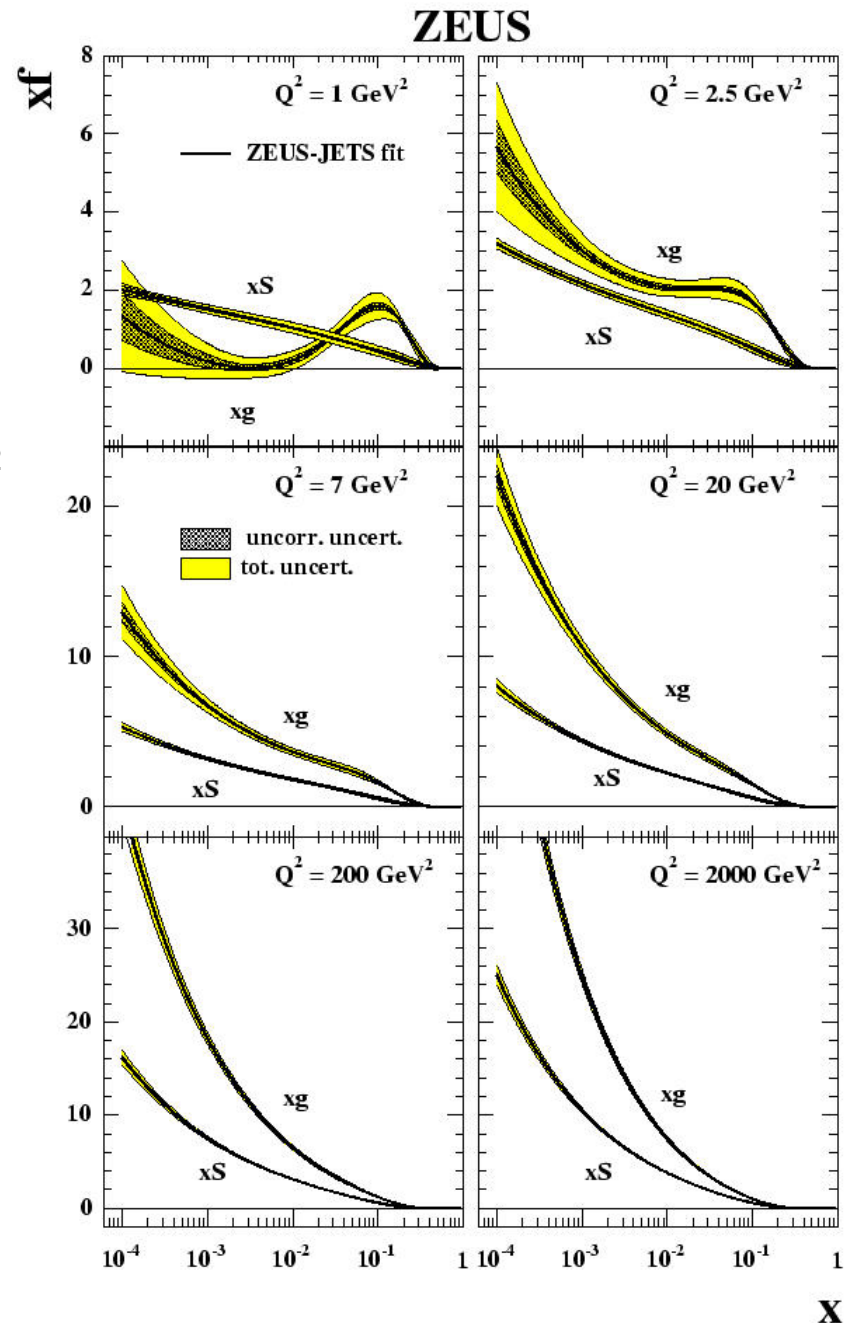


# Glue & sea

Both are well determined at low- $x$  ( $x < 10^{-2}$ )

-the sea distribution rises at low- $x$  for all  $Q^2$   
-the gluon density becomes valence-like at low  $Q^2$

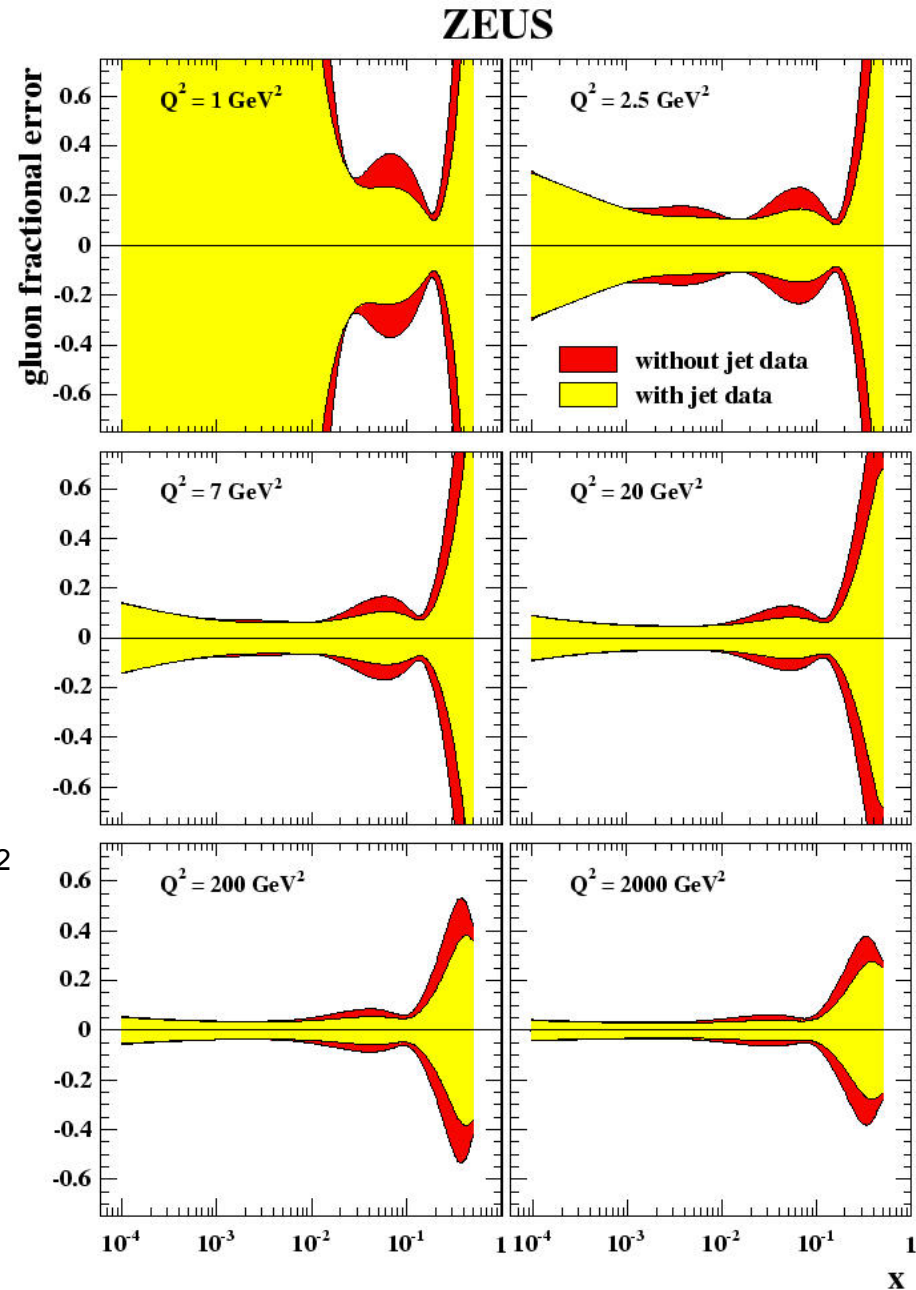
-The gluon uncertainty has been reduced by the use of the jet data...



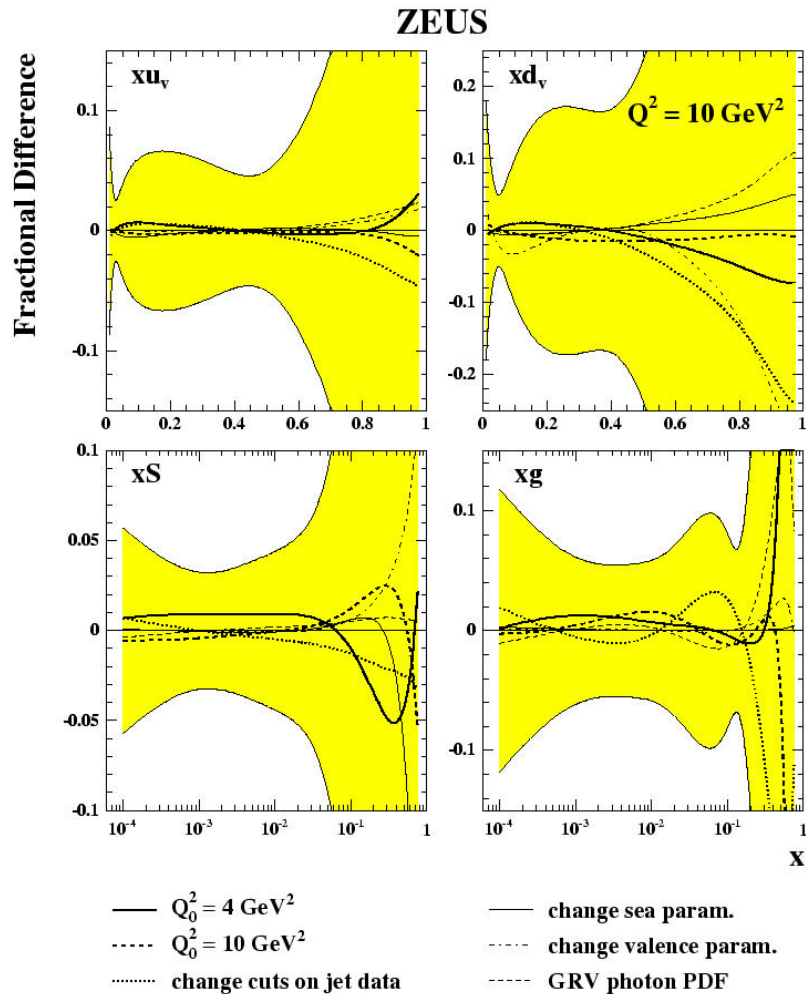
# Jet data & gluons

Comparing the gluon distribution obtained from fits with and without jet data:

- no significant change of shape:  
no tension between incl. and jet data
- jet cross sections help in constraining the gluon density in the region:  
 $0.01 < x < 0.4$
- Sizeable reduction of the gluon unc:  
e.g. from 17% to 10% at  $x=0.06$  and  $Q^2=7 \text{ GeV}^2$   
→ similar reduction by a factor two in the mid-x region over the full  $Q^2$  region



# PDF uncertainties



## Checks:

-Value of  $Q_0^2$  varied in the range:  
 $4 < Q_0^2 < 10 \text{ GeV}^2$

-Parameterisation of the valence PDFs:  
 $(1+p_4x) \rightarrow (1+p_4x+p_5\sqrt{x})$

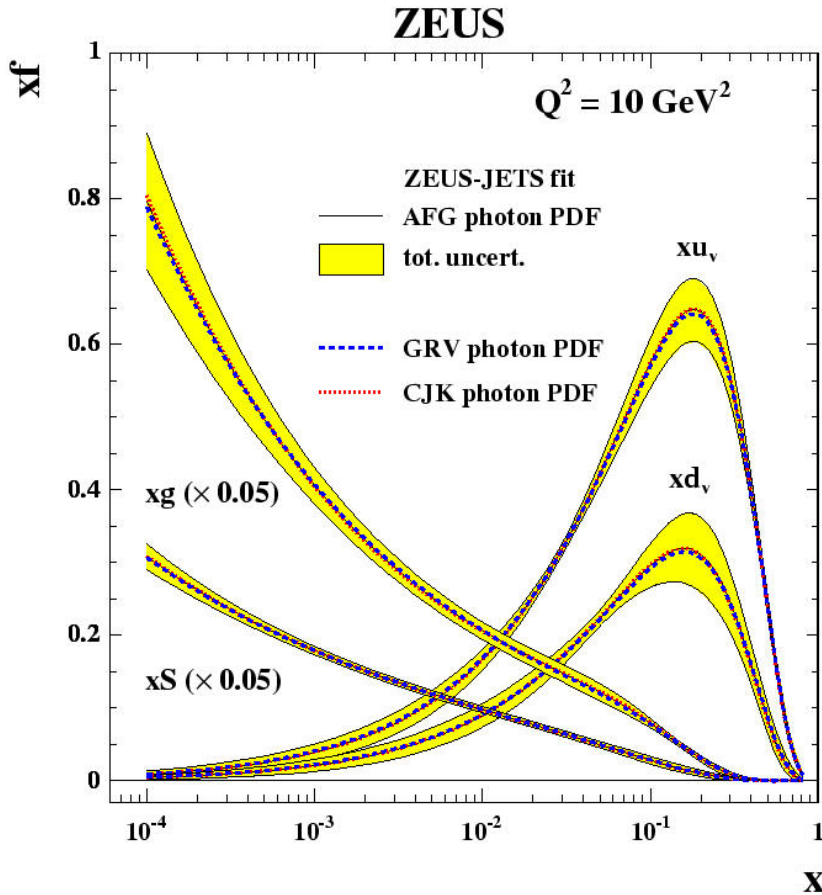
-Tighter cuts on the jet cross sections  
 $E_{T,\text{jet}} > 10 \text{ GeV}$  (DIS) ,  $E_{T,\text{jet}} > 17 \text{ GeV}$  ( $\gamma$ -p)

-Hadronisation corrections

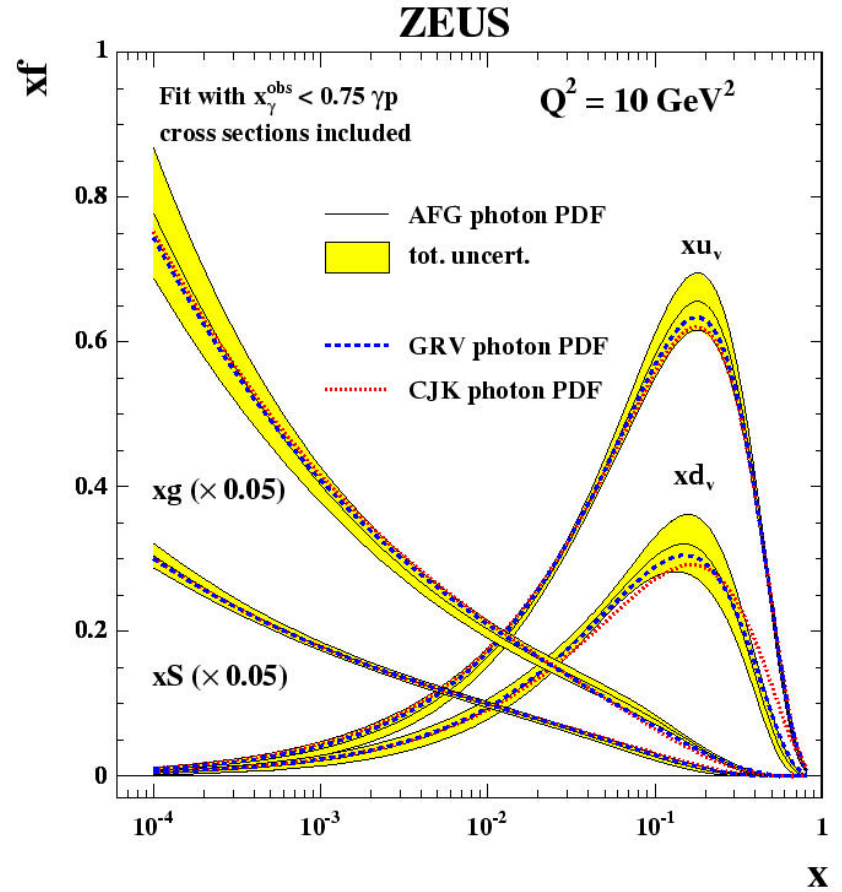
-Photon PDFs

In general effects smaller than the experimental uncertainties

# Photon PDFs

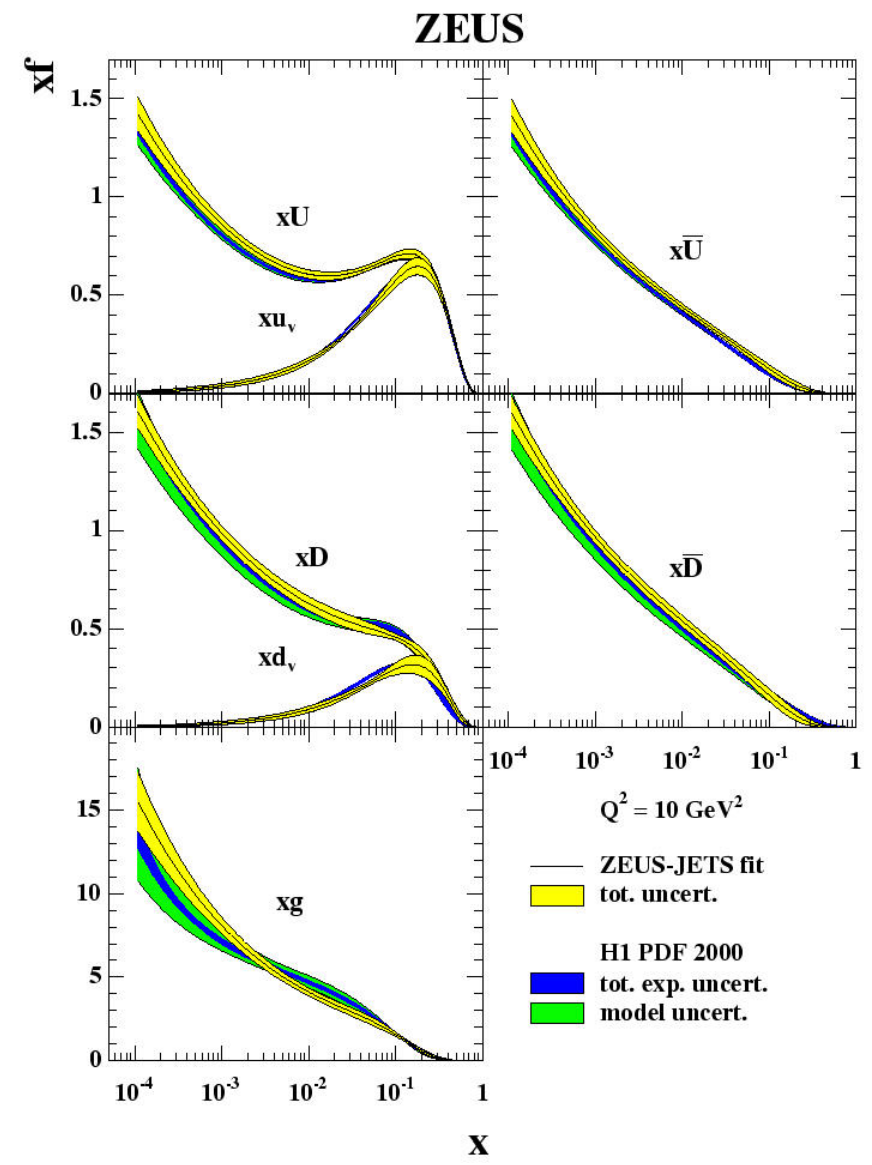
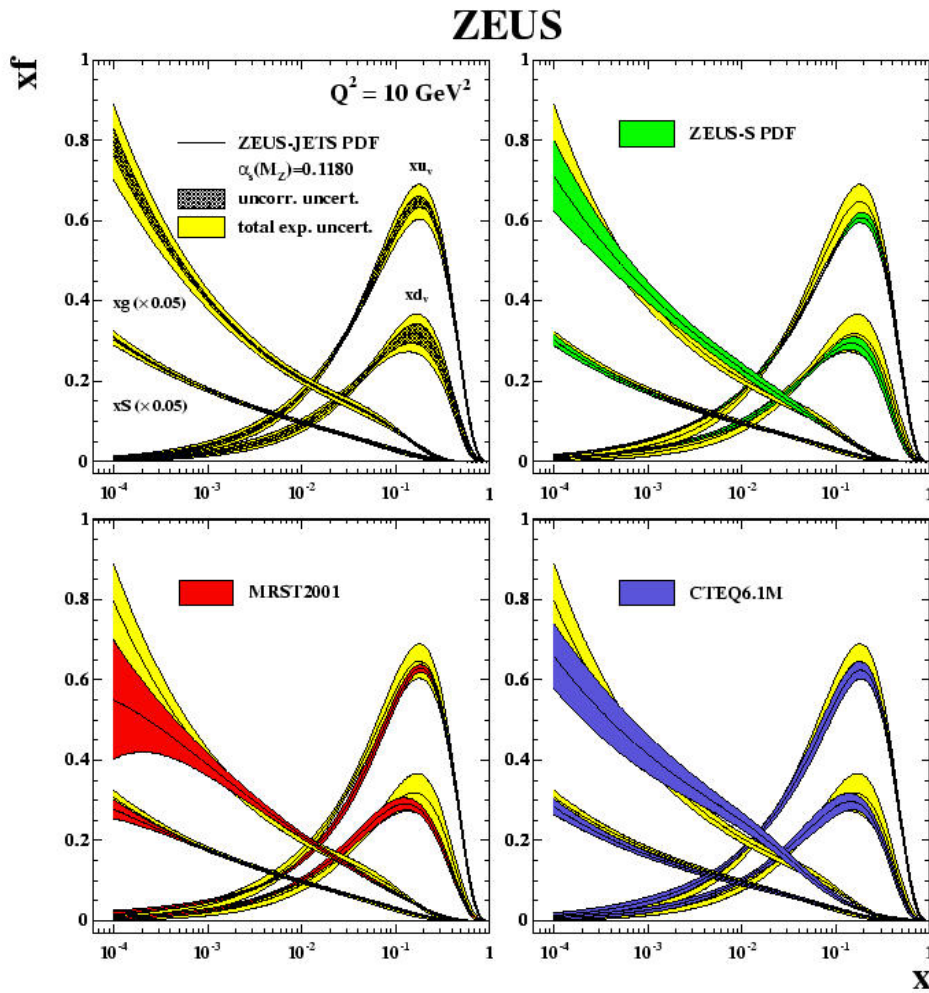


Sensitivity to different photon PDFs  
(direct-enriched component)



Including the resolved component—  
some sensitivity to photon PDFs

# Comparing PDFs



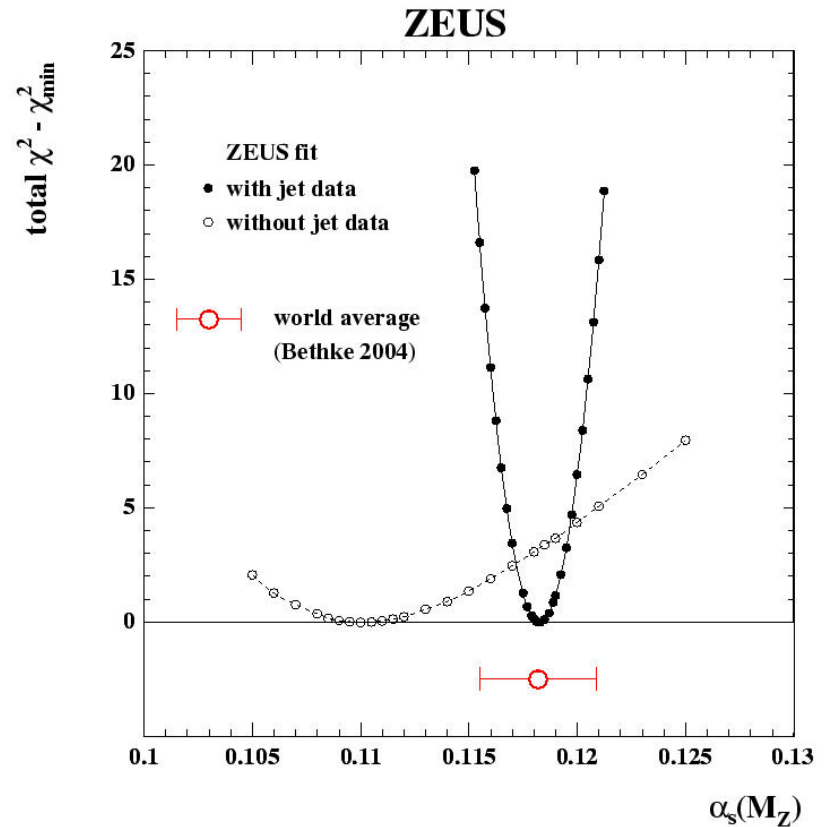
Compatible with ZEUS-S/MRST2001/CTEQ6.1M ...and H1



# Determination of $\alpha_s(M_Z)$

- Simultaneous determination of PDFs and  $\alpha_s$  (free parameter) from ZEUS data alone
- Inclusion of jet data greatly improves the determination of  $\alpha_s$
- Extracted value:

=>



$$\alpha_s(M_Z) = 0.1183 \pm 0.0007(\text{uncor.}) \pm 0.0027(\text{corr.}) \pm 0.0008(\text{model})$$

The theoretical uncertainty due to terms beyond NLO is :  $\Delta\alpha_s(\text{th}) = \pm 0.0050$   
 (limited by theory => need NNLO jet calculations,  
 NNLO is ready for the rest of the fit)

In agreement with the world average  $\alpha_s(M_Z) = 0.1182 \pm 0.0027$  (Bethke,2004)

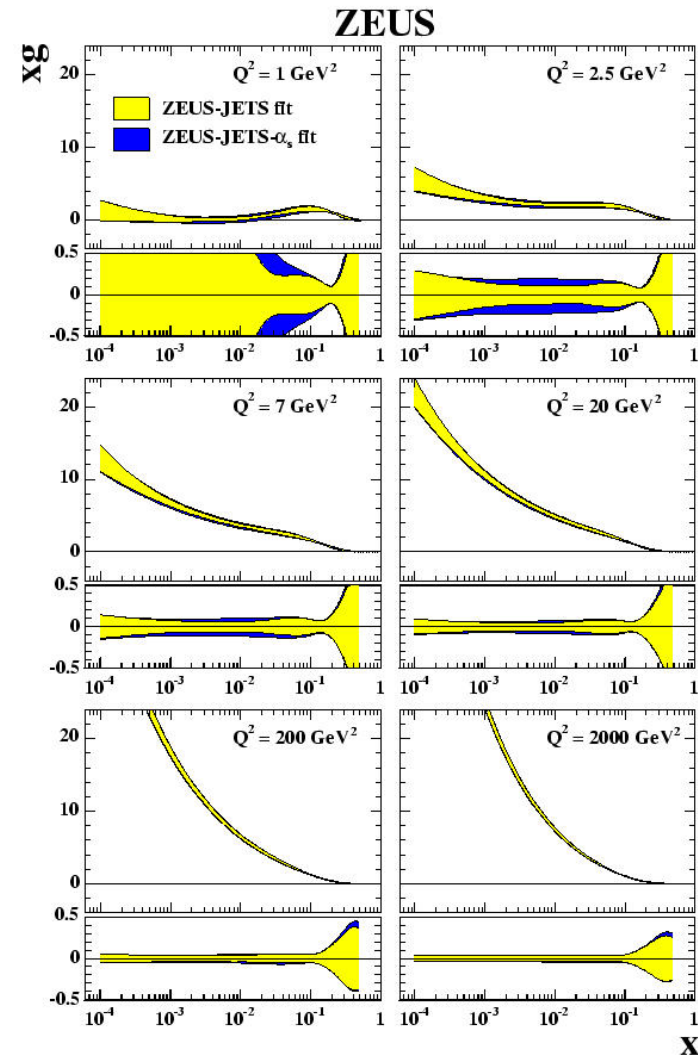
# PDFs with $\alpha_s$ free

The extracted  $\alpha_s(M_Z)$  value is very close to the fixed value, 0.118, used in the ZEUS-JET fit

=> there are no significant changes in the central values of the PDFs parameters

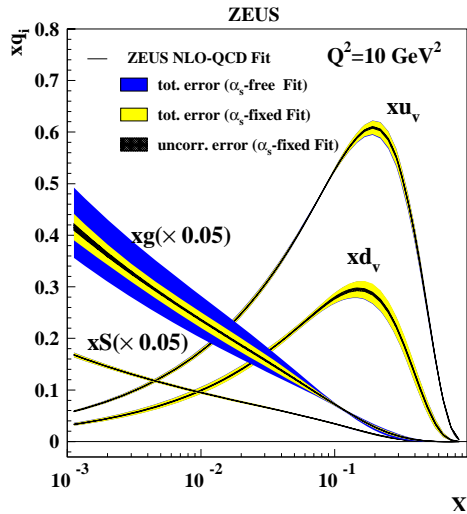
Uncertainties:

- The valence and sea unc. are unaffected
- The gluon unc. increases somewhat in the low- $Q^2$  region



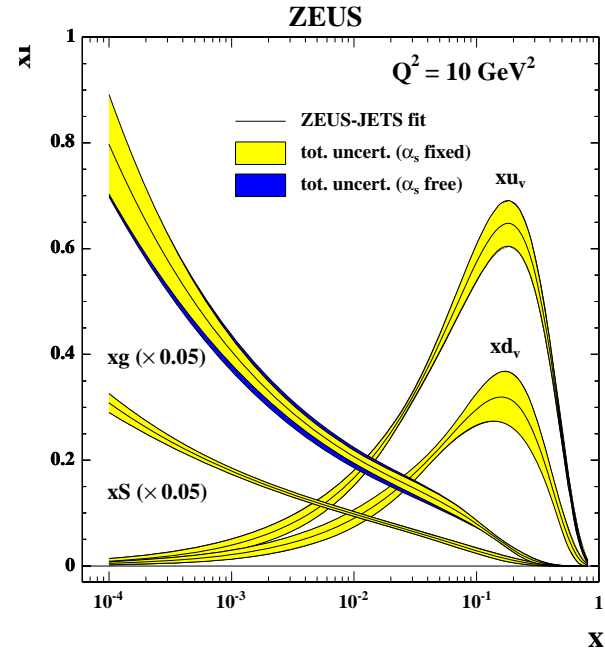
Before jets

ZEUS-S- $\alpha_s$  global fit



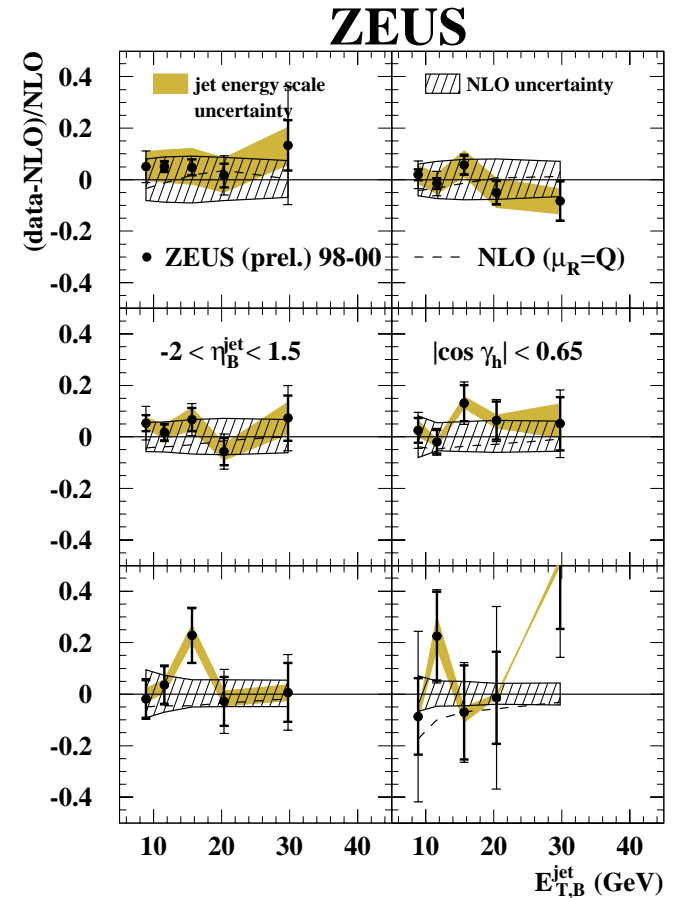
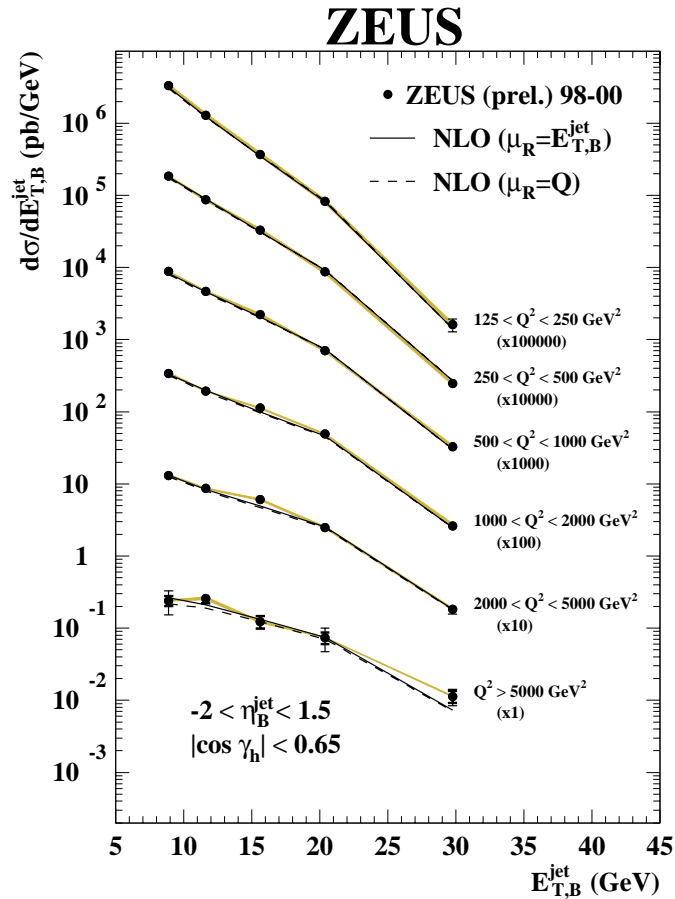
After jets

ZEUS-JETS- $\alpha_s$  fit



The contribution of the uncertainty on  $\alpha_s(M_Z)$  to the uncertainty on the PDFs is much reduced

# Now there are new data which could be included in PDF fits

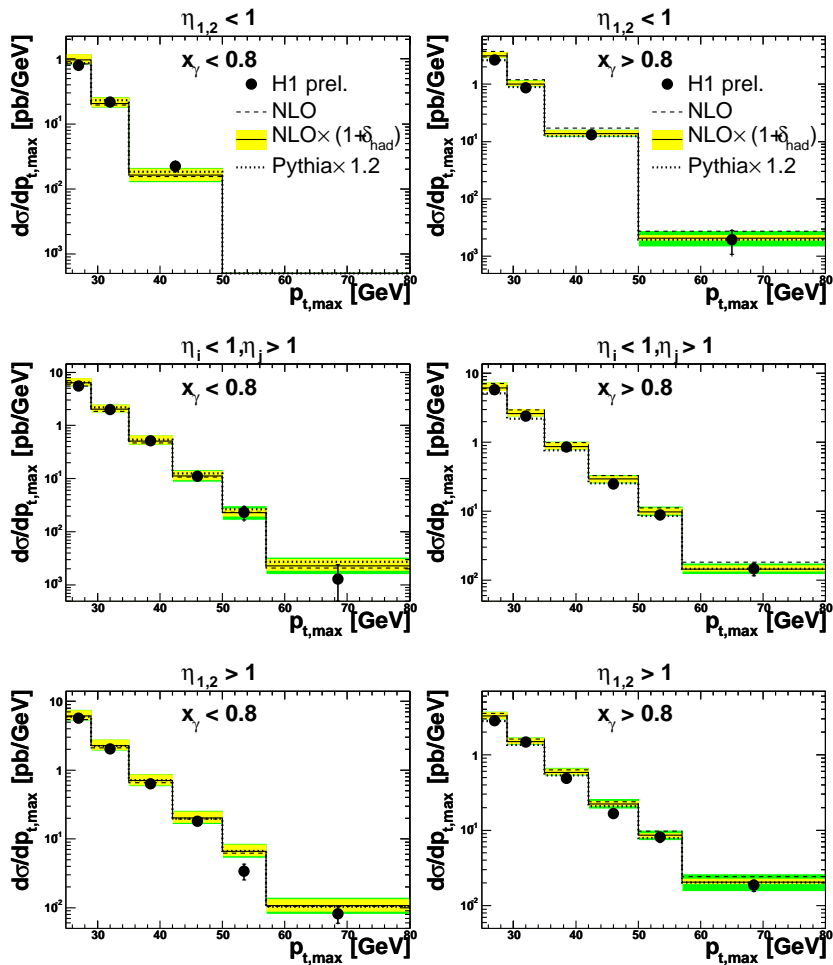


ZEUS Inclusive jet production in NC DIS

HEP 2005-375

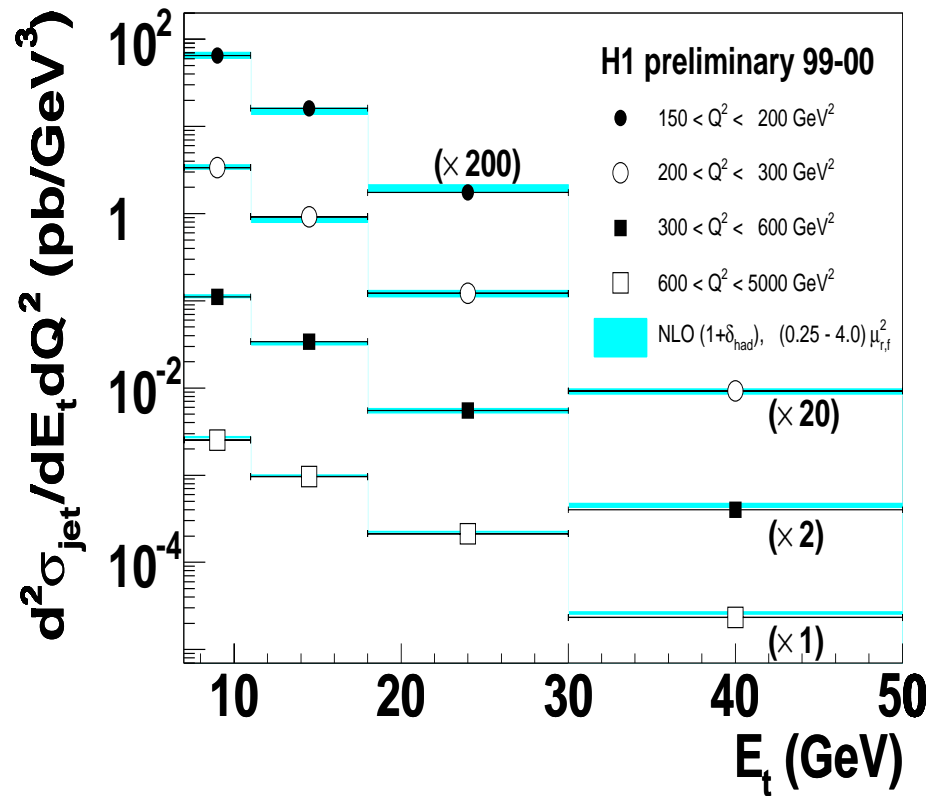
# H1 photoproduction di-jets

HEP 2005 paper 680



# H1 Inclusive jet production in NC DIS

HEP-2005 paper 629



# What is the possible impact of HERA –II data on PDF fits ?

- under currently planned running scenarios

hep-ph/0509220

<b>Valence</b>	<b>High <math>Q^2</math> inclusive NC/CC <math>e^\pm</math> cross sections</b>
<b>Sea</b>	<b>Low-x from inclusive NC DIS High-x ?</b>
<b>Glue</b>	<b>Low-x from HERA <math>dF_2/d\ln Q^2</math> Mid-to-high-x from HERA jet data</b>

More statistics

More statistics  
and optimized  
cross-sections?

Currently  $\sim 96 \text{ pb}^{-1}$  of  $e^+ p$  NC and CC data –assume  $350 \text{ pb}^{-1}$

Currently  $\sim 16 \text{ pb}^{-1}$  of  $e^- p$  NC and CC data – assume  $350 \text{ pb}^{-1}$

Currently  $\sim 37 \text{ pb}^{-1}$  of jet data –inclusive DIS and  $\gamma$ -p dijets – assume  $500 \text{ pb}^{-1}$

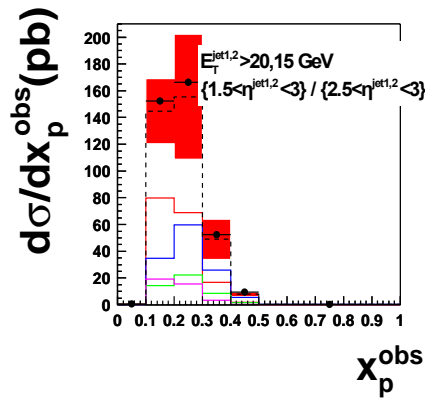
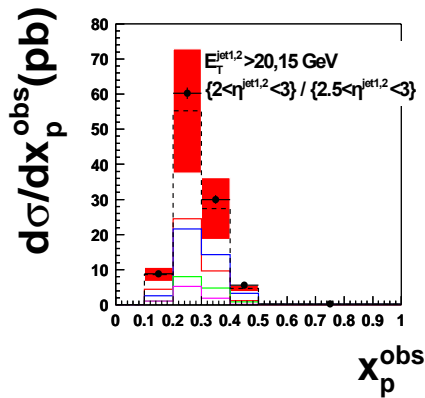
Scale statistical errors from current data- assume systematic errors remain the same

Assume the use of optimised  $\gamma$ -p dijet cross-sections

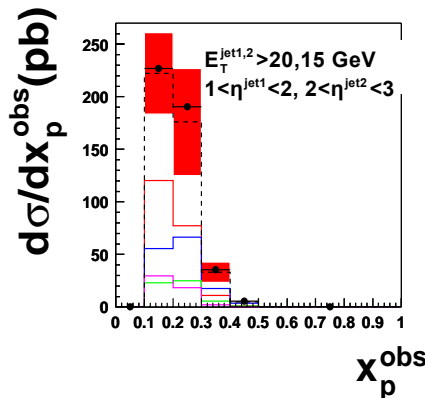
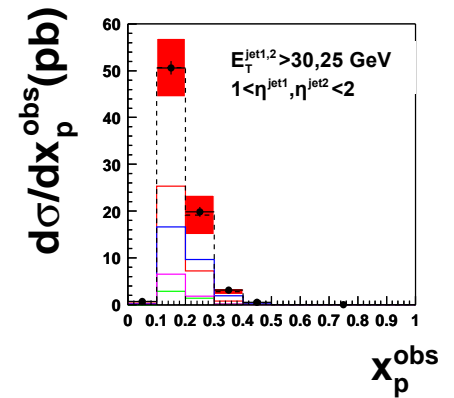
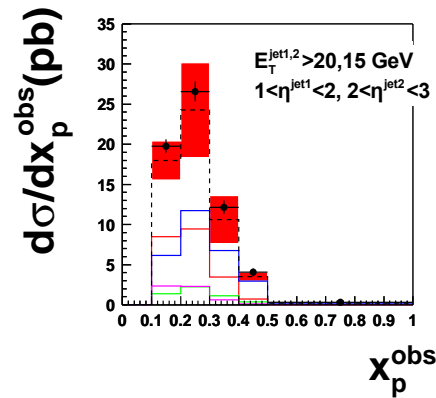
# Optimised jet cross-sections

- Measure jet cross sections in kinematic regions “optimised” for sensitivity to gluon
  - ongoing ZEUS study: dijets in photoproduction ( $Q^2 < 1 \text{ GeV}^2$ )
    - data simulated using NLO QCD (Frixione-Ridolfi) and CTEQ5M1 proton PDF ( $500 \text{ pb}^{-1}$ )

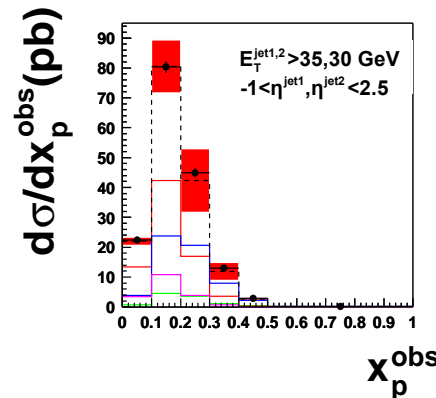
resolved-photon enhanced:  $x_Y^{\text{OBS}} < 0.75$



direct-photon enhanced:  $x_Y^{\text{OBS}} > 0.75$



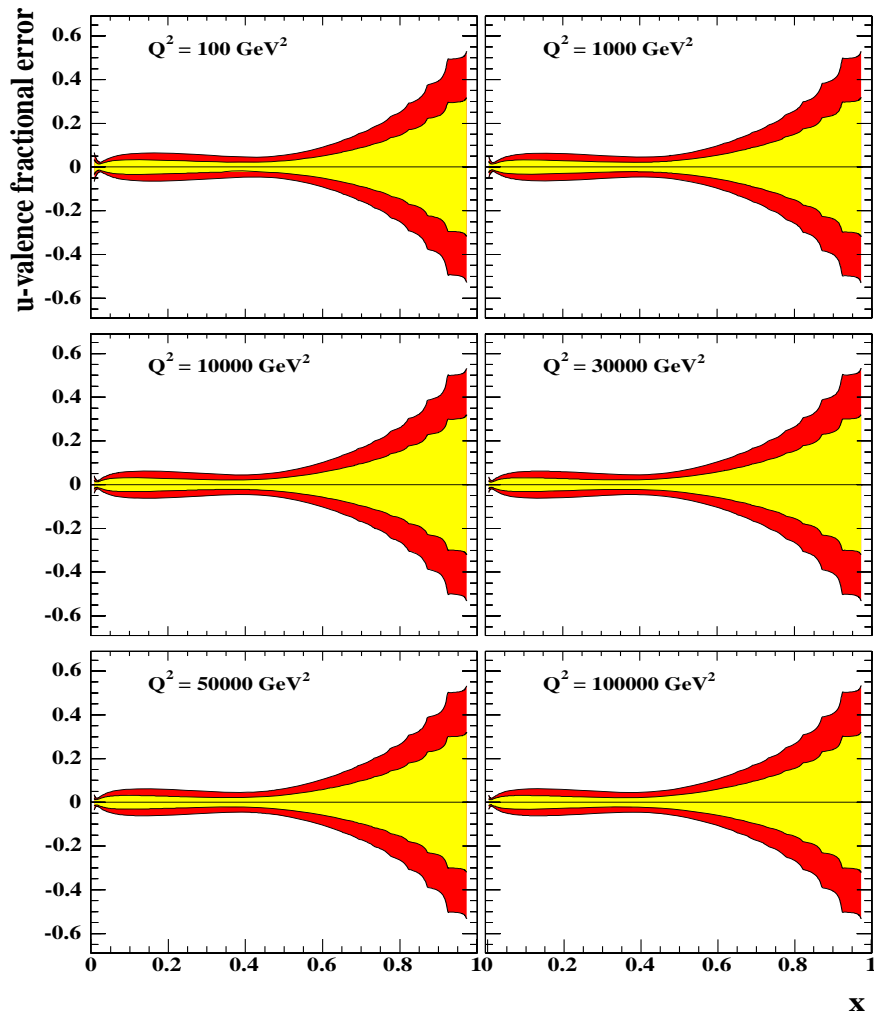
- ZEUS Simulated Data ( $500 \text{ pb}^{-1}$ )
- NLO (ZEUS-S)
- Gluon PDF error (ZEUS-S)
- Gluon component (ZEUS-S)
- Up Valence component (ZEUS-S)
- Down Valence component (ZEUS-S)
- Sea component (ZEUS-S)



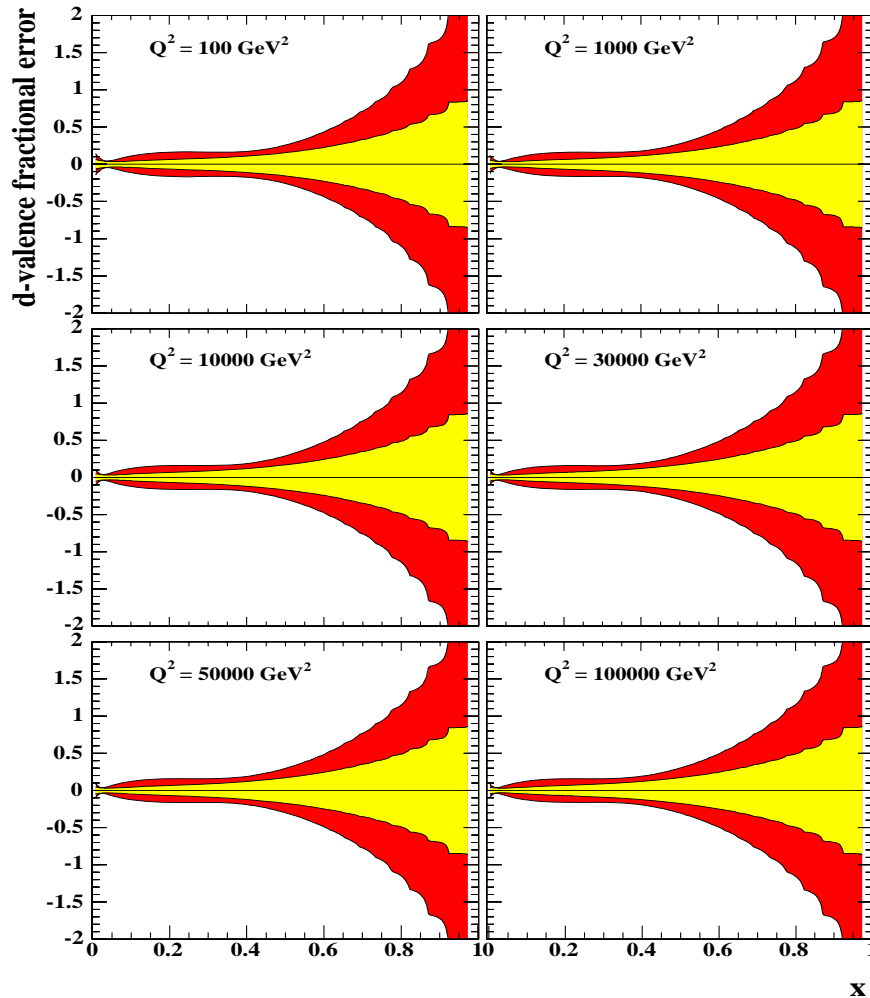
- ZEUS Simulated Data ( $500 \text{ pb}^{-1}$ )
- NLO (ZEUS-S)
- Gluon PDF error (ZEUS-S)
- Gluon component (ZEUS-S)
- Up Valence component (ZEUS-S)
- Down Valence component (ZEUS-S)
- Sea component (ZEUS-S)

# HERA-II projected fit

u valence



d valence

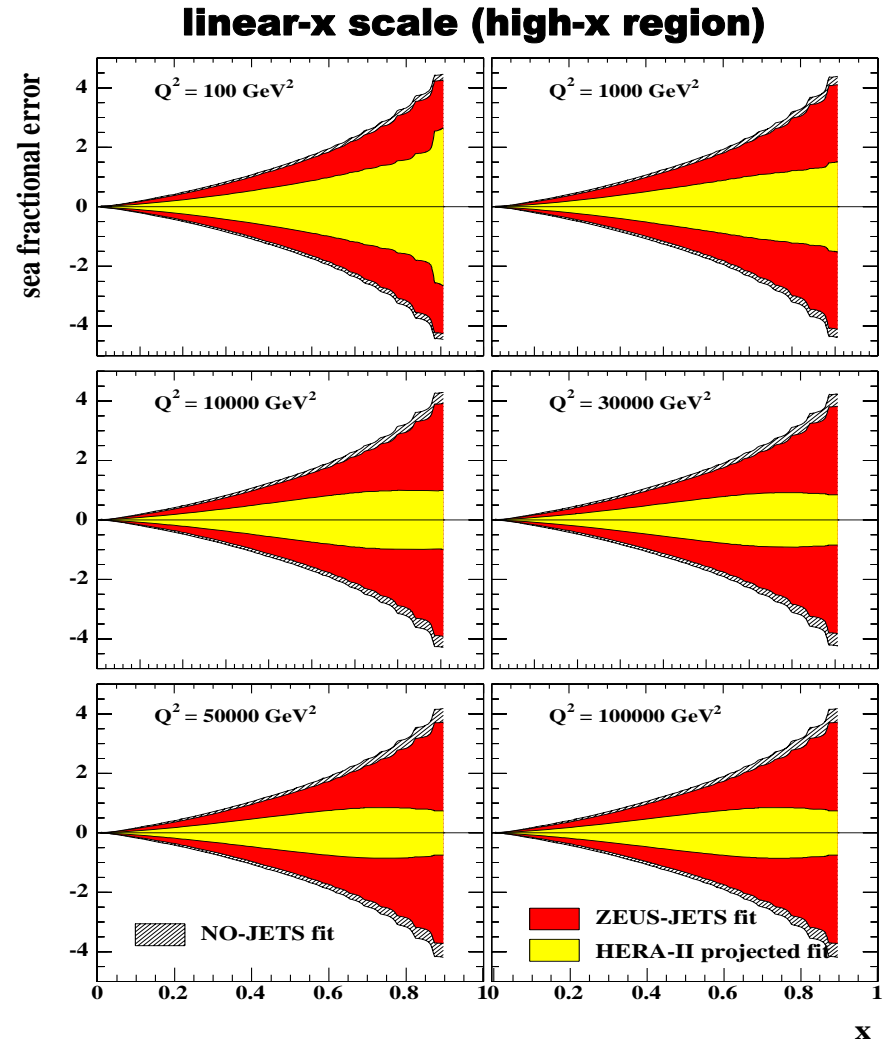
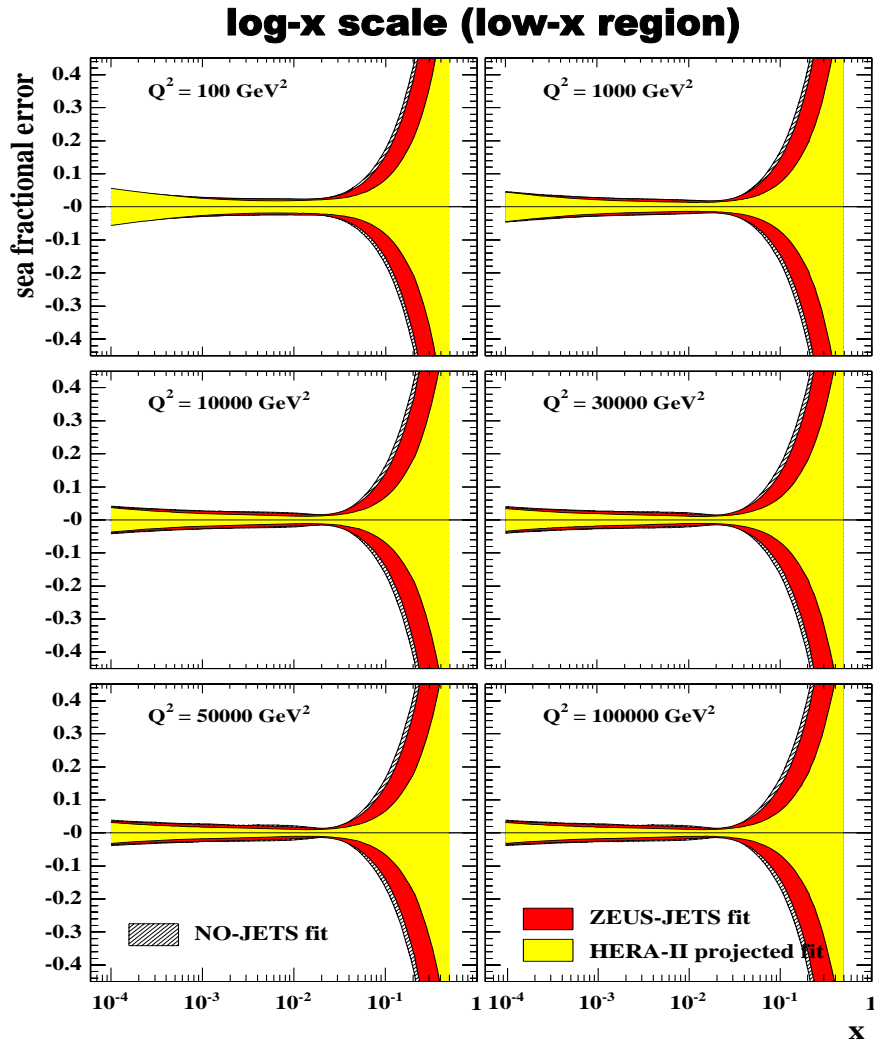


Fractional uncertainties on u and d valence improved by more statistics



# HERA-II projected fit

## Sea quark uncertainties

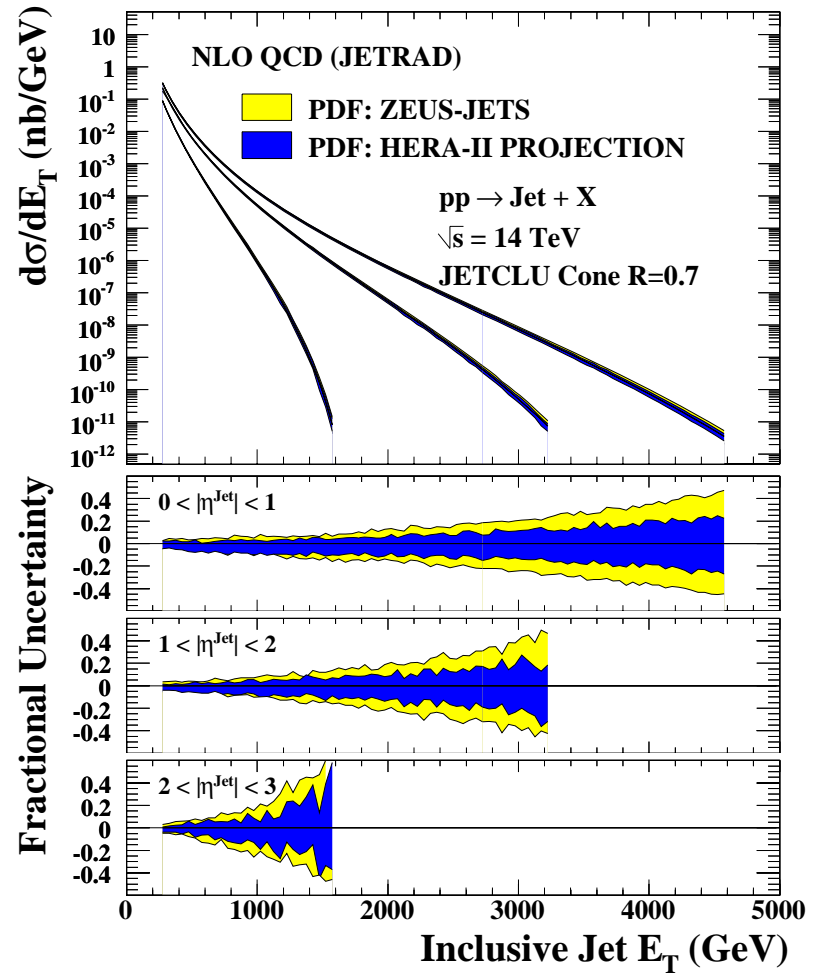
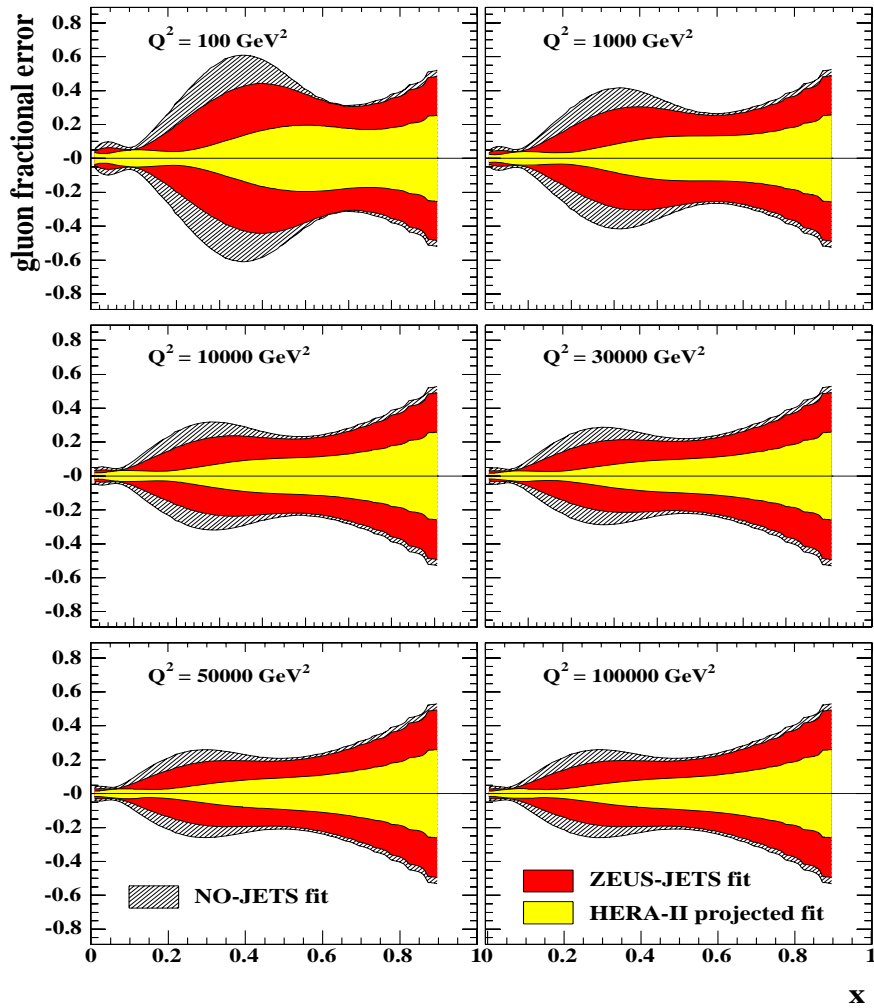


- uncertainties on sea-quark distribution significantly reduced at high-x

# HERA-II projected fit

## Gluon uncertainties

linear-x scale (high-x region)



Reduced uncertainties on high-x gluon translate into reduced uncertainties on high  $E_T$  jet cross-sections at the LHC

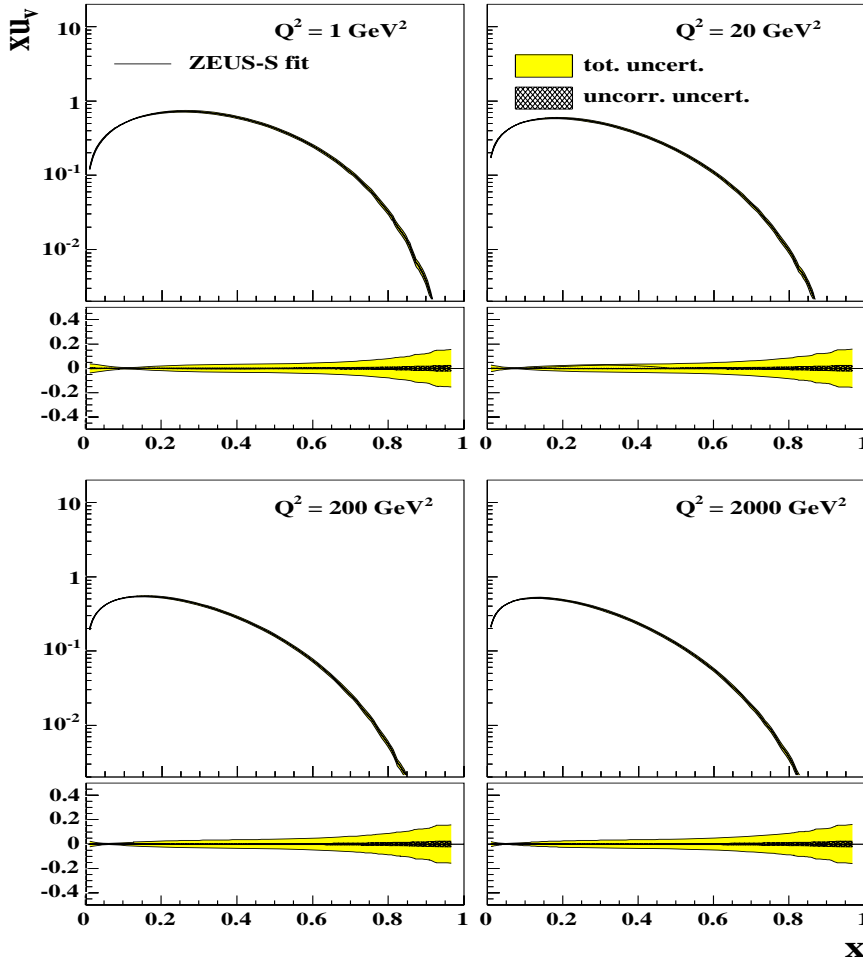
## Summary

- Use of jet production data for precision measurements of  $\alpha_s(M_Z)$  has yielded the HERA average  
 $\alpha_s(M_Z) = 0.1186 \pm 0.0011(\text{exp}) \pm 0.0050(\text{th})$
- More results are coming in all the time..it is clear that improved statistics also help to reduced systematics.
- Jet production data clearly establish running  $\alpha_s(Q^2)$  within one experiment
- Use of jet production data in PDF fits has now come of age – the simultaneous fit of jet data and inclusive data is a compelling demonstration of QCD factorisation
- The improvement of the precision on the gluon at mid-to high-x has important implications for discovery physics at the LHC
- We look forward to even better results in future

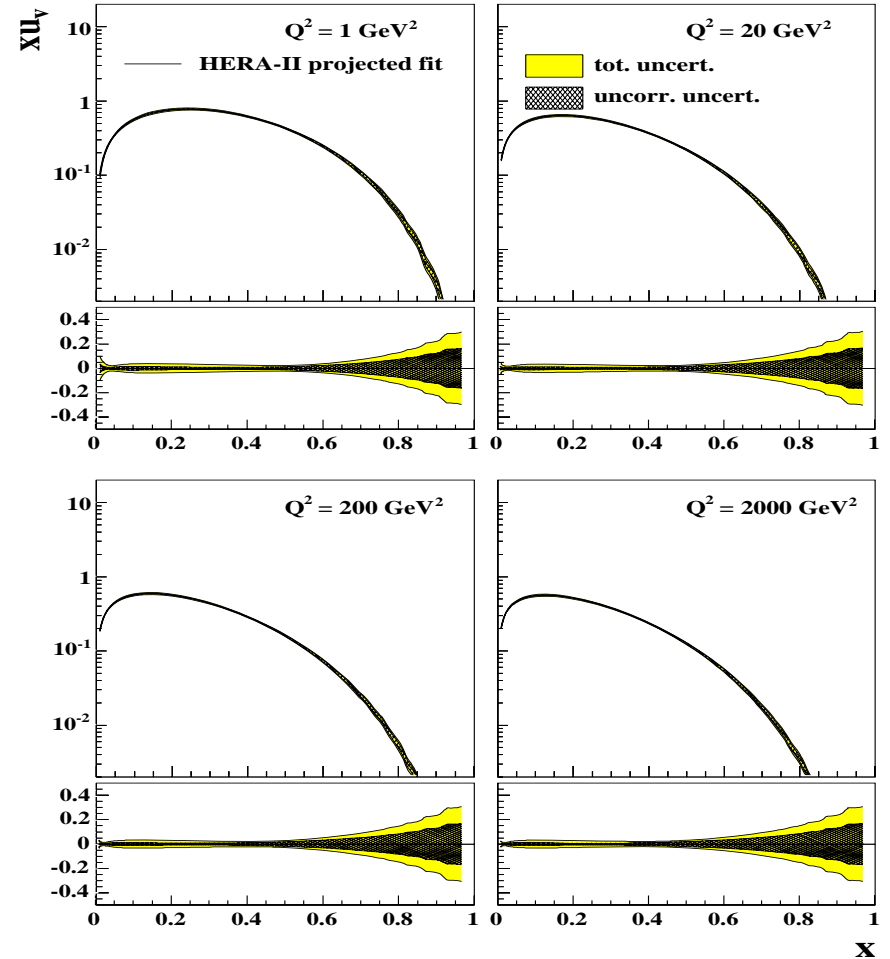
extras

# Comparison with global fit (u-val.)

## ZEUS-S global PDF



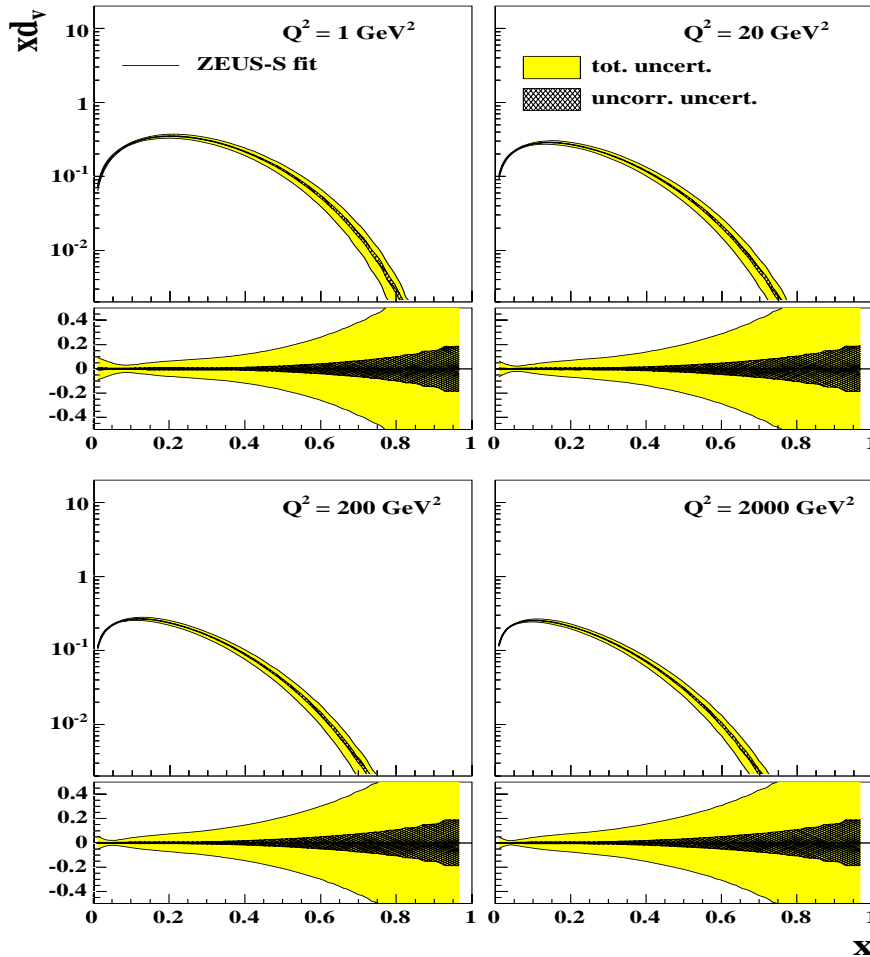
## HERA-II Projected PDF



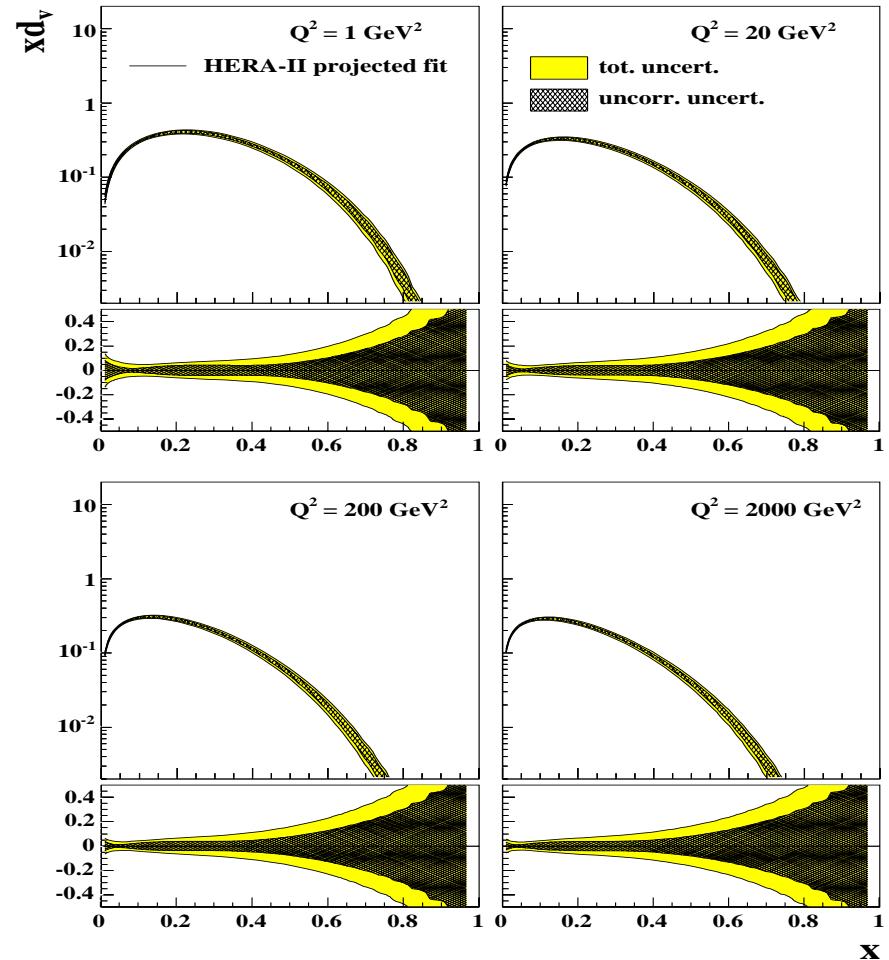
- Uncertainties with full HERA-II inclusive data-set comparable to global fits

# Comparison with global fit (d-val.)

## ZEUS-S global PDF

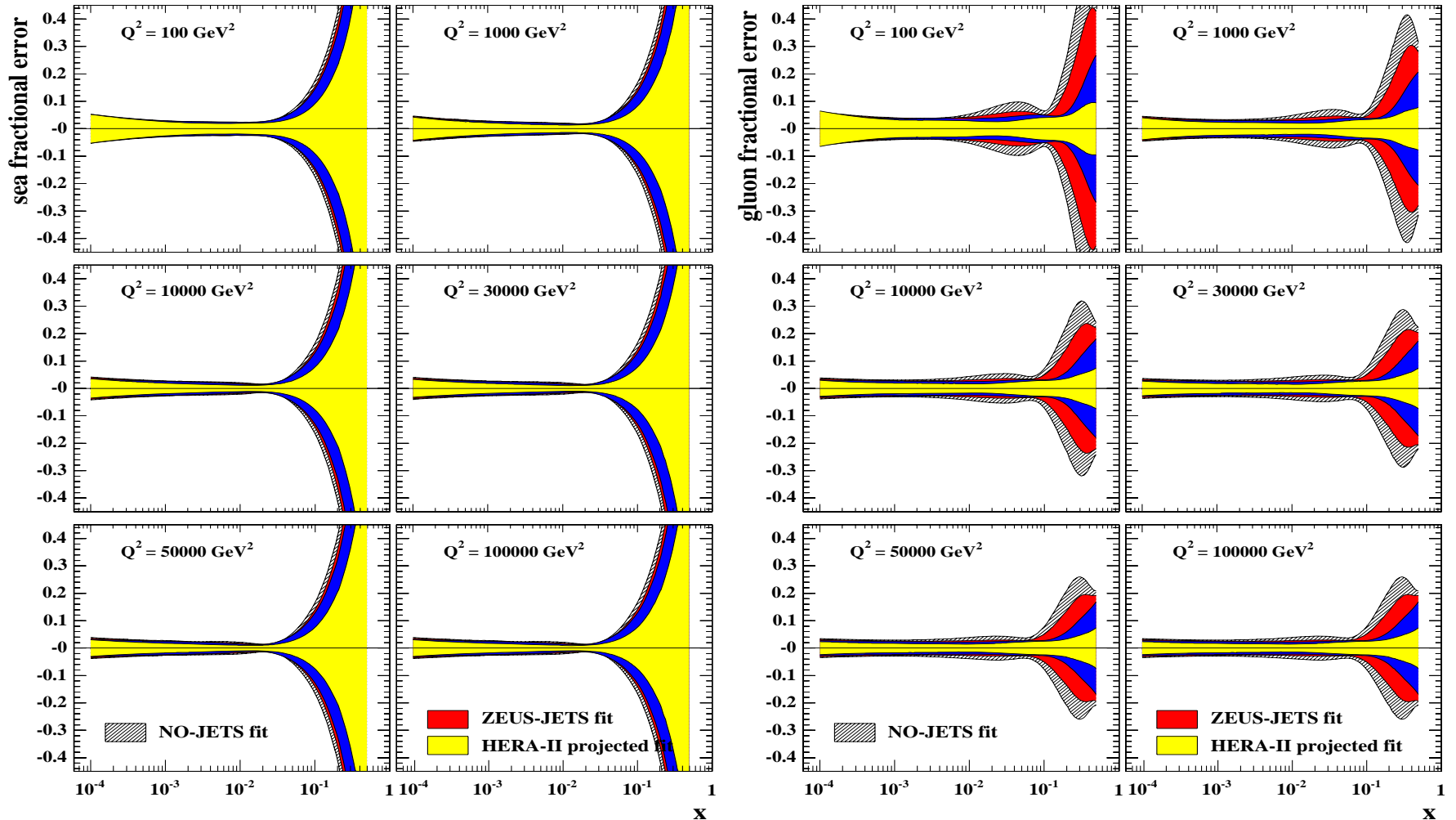


## HERA-II Projected PDF



- Uncertainties comparable to or better than current global fit

# Impact on sea/gluon uncertainties



- blue band: ZEUS-JETS fit + 120 pb<sup>-1</sup> (HERA-I) optimised jet cross sections only
  - already at HERA-I, optimised jet cross sections would have significant impact on high- $x$  gluon